

Piglet's Portfolio *of Priceless* Potholder Patterns

SECTION III

Shadow Weave

Ten-Inch ("Pro") Charts Only

*Created By Piglet Evans &
Matthew Simon Cavalletto*



December 2023 Edition



For the latest charts, visit potholders.piglet.org.
You may use, print, copy, & share these charts freely.
Open content licensed under Creative Commons CC-By-SA.

Contents: Section III – Shadow Weave (1/2)

Stripes

Interrupted Stripes	27, 19	1
---------------------	--------	---

Corners

Corners	27, 18	3
Ziggity-Do-Dah	27, 18	5
Twisted Corners	27, 18	7
Parallel Corners	27, 18	9

Broken Corners

Four Corners	27, 18	11
Diverging Corners	27, 19, 18	13
Intersecting Corners	27, 18	16
Tiny Intersecting Corners	27, 18	18

Complex Corners

Two Corners	27	20
Open Square	27	21
Right Hook	27	22

Boxes

Noughts and Crosses	27, 18, 17	23
Square Tiles	27	26
Small Square Tiles	27	27
Tiny Square Tiles	27, 19	28
Separated Square Tiles	27	30
Nesting Boxes	27	31
Stacked Blocks	27, 19	32
Offset Stacked Blocks	27, 19	34

Boxes and Corners

Radiating Boxes	27, 19, 18	36
Temple of Kukulcán	27	39

Spirals

Square Spiral	27, 18	40
Square Spiral Bands	27	42
Small Square Spiral Bands	27, 18	43
Tiny Square Spiral Bands	27, 18	45

Eddies	27	47
Square Double Spiral	27, 18	48
Greek Triple Key	27	50
Greek Double Key	27	51
Greek Key	27, 19	52
Greek Half-Key	27, 19	54

Stripes with Perpendicular Figures

Criss-Cross	27, 19	56
Floating Diamond	27, 18	58
Floating Circle	27, 19	60
Floating Pierced Diamond	27	62
Floating Pierced Circle	27	63
Floating Double Circle	27	64

Branches

Branch	27, 18	65
Parallel Branches (Arms of 6)	27, 18	67
Parallel Branches (Arms of 4)	27, 18	69
Parallel Branches (Arms of 2)	27, 18	71
Parallel Branches (Alternate)	27	73
Paired Branches (of 4)	27	74
Paired Branches (of 2)	27	75
Fourfold Branches (of 4)	27	76
Fourfold Branches (of 2)	27	77
Wreath of Branches (of 4)	27	78
Double Branch	27	79
Parallel Double Branches	27	80
Parallel Spiny Branches	27	81
Forked Branch	27	82
Forking Branch	27	83
Branch and Root	27	84

Worms

Worms	27	85
Wiggle Worms	27	86
Snakes	27	87
Inchworms	27	88
Potent Key	27	89

Contents: Section III – Shadow Weave (2/2)

Mazes

Bridges and Tunnels	27	90
Twisty Little Passages	27	91
Twisty Tiny Passages	27	92
Offset Pistons	27	93
Haring To Go	27	94
Chartres Labyrinth	27	95
Chartres Labyrinth Revisited	27	96
The Long Road Home	27	97

Pattern Tiles

Twinkle Twinkle	27	98
Little Stars	27	99
Blocks and Crosses	27, 19	100
Roses and Thorns	27	102
Breeze Block	27, 19	103

Crosses

Sea of Naughts and Crosses	27	105
Crazy Crosses	27	106
Super Crosses	27	107
Pulsating Saltire (Arms of 2)	27	108
Pulsating Saltire (Arms of 4)	27	109
Pulsating Saltire (Arms of 6)	27	110
Pulsating Millrind	27	111

Eights

Crazy Eights	27, 19	112
Super Eights	27	114

Chevrons

Fish Scales	27, 18	115
Three-Color Fish Scales	27, 18	117
It's Raining Hearts	27, 18, 9	119
Super Hearts	27	122
Pulsating Heart	27, 18	123

Bands

Parallel Bands	27, 18	125
----------------	--------	-----

Nested Bands	27, 19	127
Fifties Banded Flair	27, 18	129
Pierced Lattice	27, 19	131
Tri-Color Pierced Lattice	27, 19	133

Interlocking Teeth

Linear Zippers	27	135
Offset Zippers	27	136
Angled Zippers	27	137
Angled Half-Zippers	27	138
Waves	27	139

Interlocking Shapes

Mesa Verde	27	140
Crystal Forest	27	141
Sun Point	27	142

Figures

Sheila's Shamrock	27	143
-------------------	----	-----

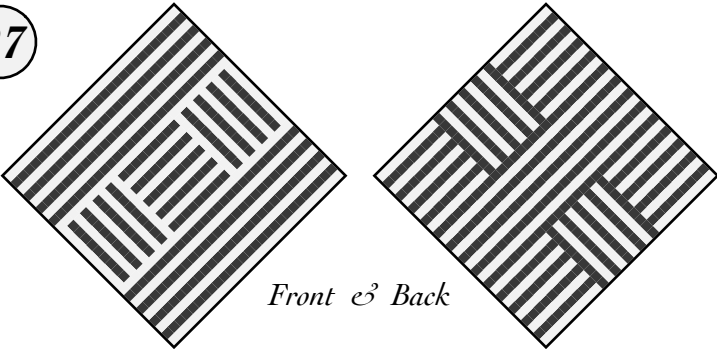
Lettering

Pot Hol Der	27	144
Piglet Sampler	27	145


Interrupted Stripes

Occasional floats trigger changes in direction.

27



Front & Back


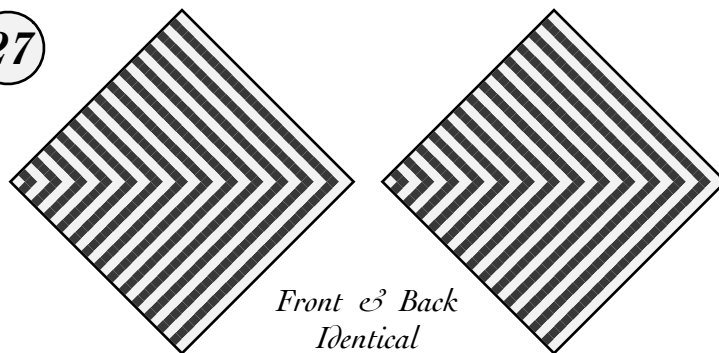


Corners

A single diagonal twill stripe gives this pattern a dramatic twist.

A simple design first charted in February 2021.

27


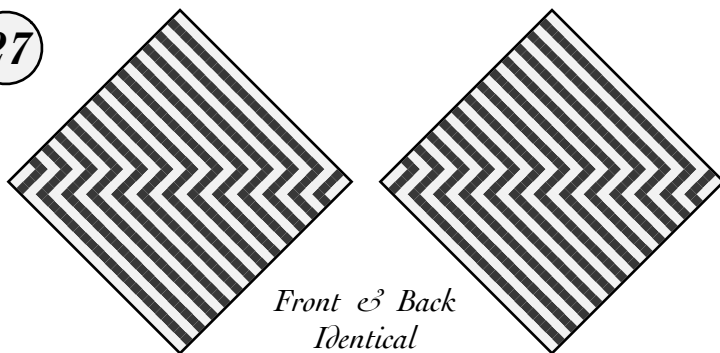


Ziggity-Do-Dah

The paired over-two column twills in the long diagonal across the center form a natural indentation across the fabric, very suitable for gripping a frying pan handle.

An original design from Dec 2021.

27


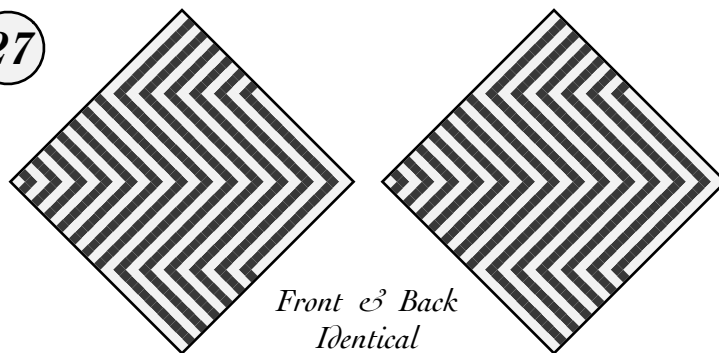


Twisted Corners

Three diagonal twill stripes produce a series of nested chevrons.

A simple design added to our charts in April 2022.

27





Parallel Corners

27

Five diagonal twill stripes produce a series of nested chevrons.

A simple design added to our charts in April 2022.





Four Corners

Multiple twill stripes produce a series of nested chevrons.

A simple design added to our charts in April 2022.

27


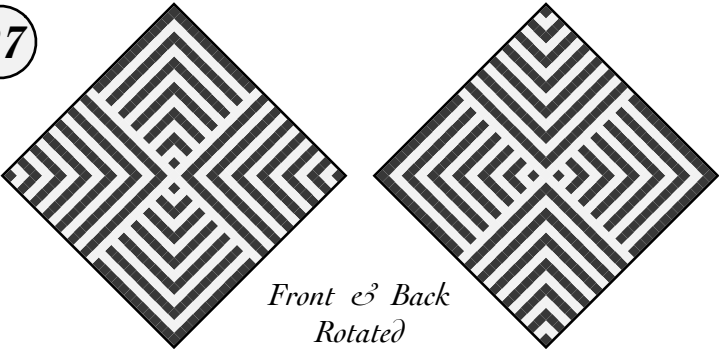


Diverging Corners

Multiple twill stripes produce a series of nested chevrons.

A simple design added to our charts in April 2022.

27

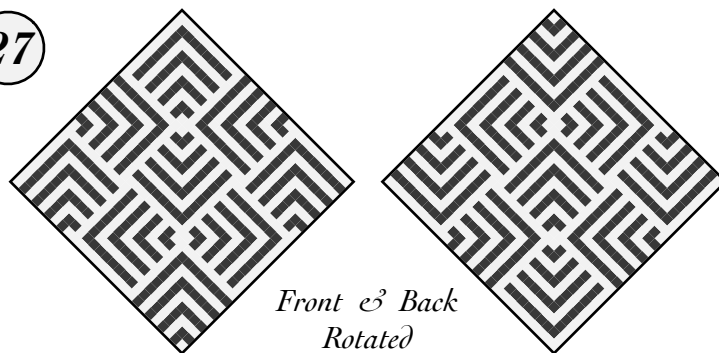


Intersecting Corners

27

Multiple twill stripes produce a series of nested chevrons.

Adapted in July 2022 from a fabric image shared by Deborah Jean Cohen.



Front & Back
Rotated

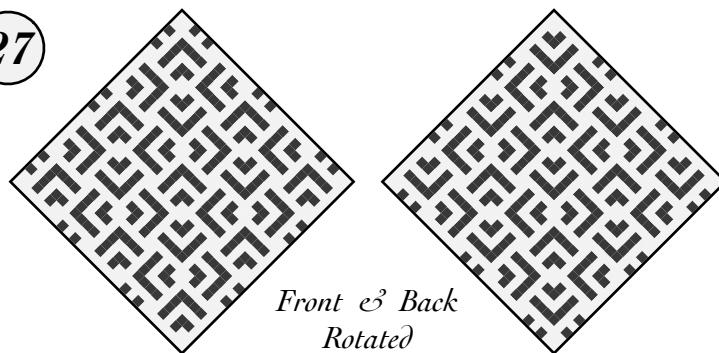


Tiny Intersecting Corners


27

Multiple twill stripes produce a series of nested chevrons.

Adapted in July 2022 from a fabric image shared by Deborah Jean Cohen.




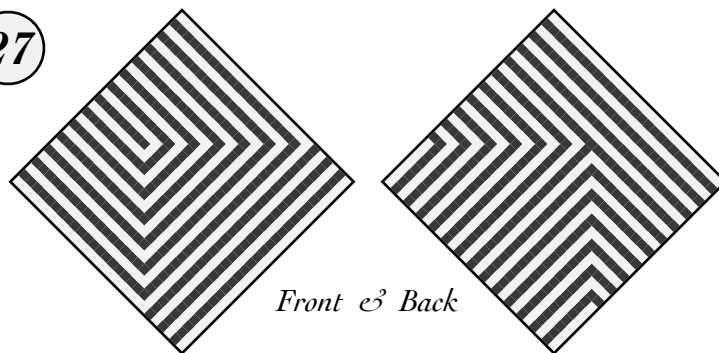
Front & Back
Rotated



Two Corners

Converging diagonals of over-two floats create a bold pattern of parallel lines.


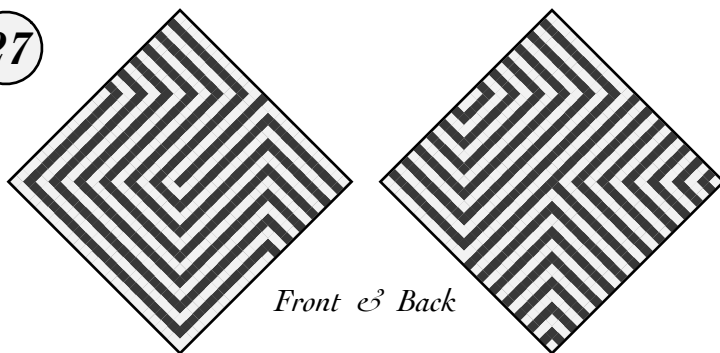
27



Open Square

Worked in mostly tabby weave, two diagonal lines of over-two floats produce diverging corners.

27


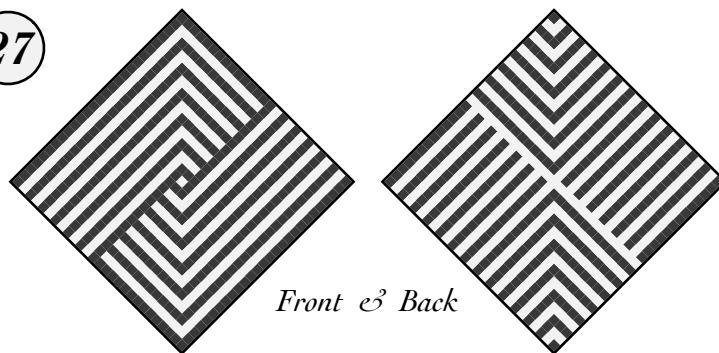


Right Hook

Combining a parallel row of double floats with single diagonal twill stripe gives this pattern a dramatic twist.

Added to our charts in April 2022.


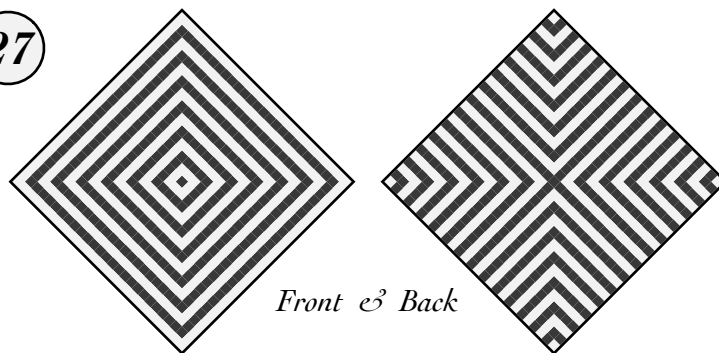
27



Noughts and Crosses

Squares on one side, crosses on the other.



27



Square Tiles

Squares on each side; centered on one side and offset on the other.



27



Small Square Tiles

Squares on each side; centered on one side and offset on the other.


27




Tiny Square Tiles

Squares on each side; centered on one side and offset on the other.

27



Front & Back
Offset





Separated Square Tiles


Squares on each side; centered on one side and offset on the other.

Inspired by a particularly lovely three-color split-loop design by Terri Rutledge Frantz.

27



Front & Back
Inverted & Offset




Nesting Boxes


A simple pattern of squares within squares.

An original design from November 2020.

27




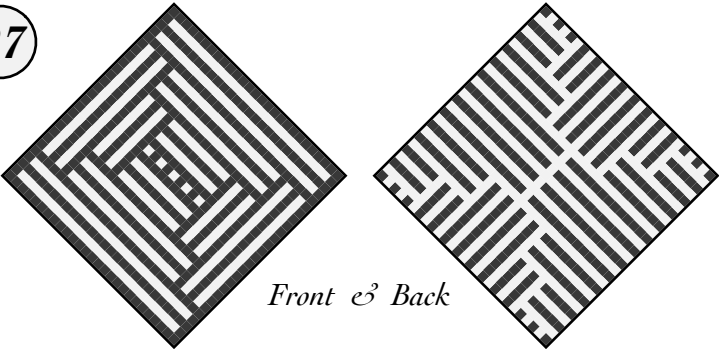
Front & Back



Stacked Blocks

Nesting sets of parallel lines form step pyramids on each side.

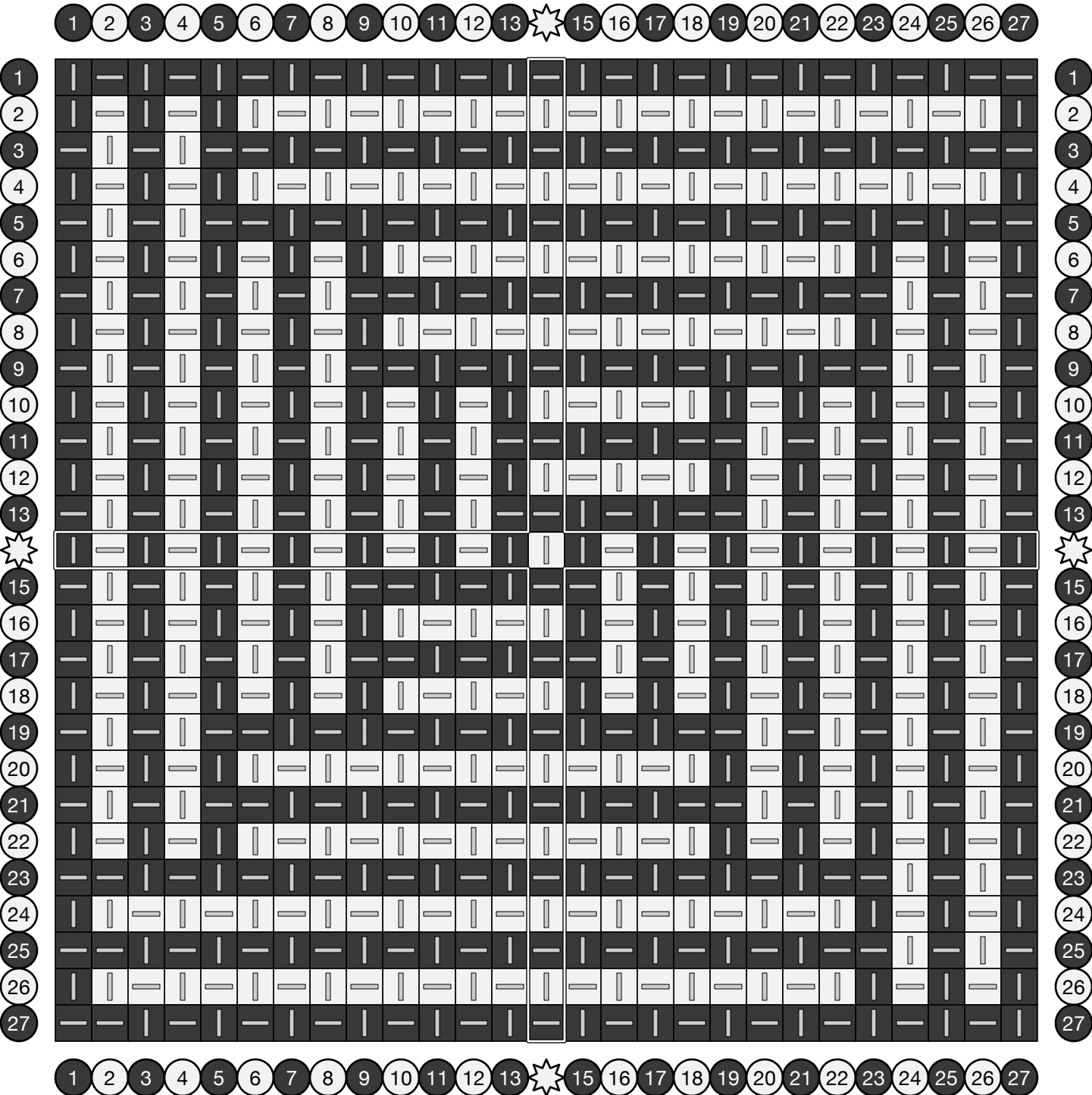
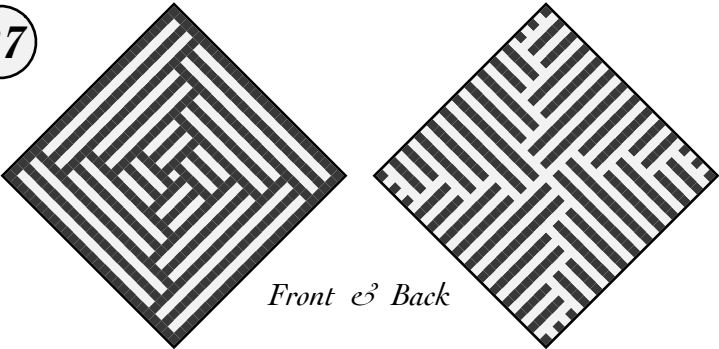
27



Offset Stacked Blocks

Nesting sets of parallel lines form step pyramids on each side.

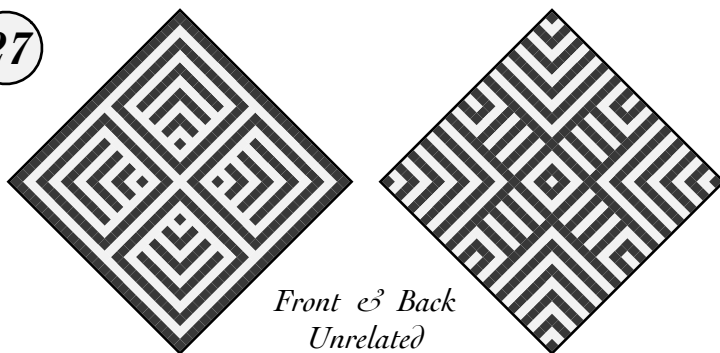
27




Radiating Boxes

An original design from April 2022.

27




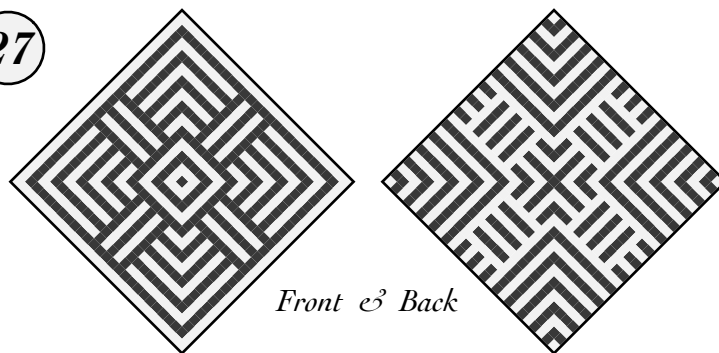
Front & Back
Unrelated



Temple of Kukulcán

Nested squares are interrupted by perpendicular pathways. Inspired by aerial images of the central pyramid at the Mayan site of Chichen Itza.

27


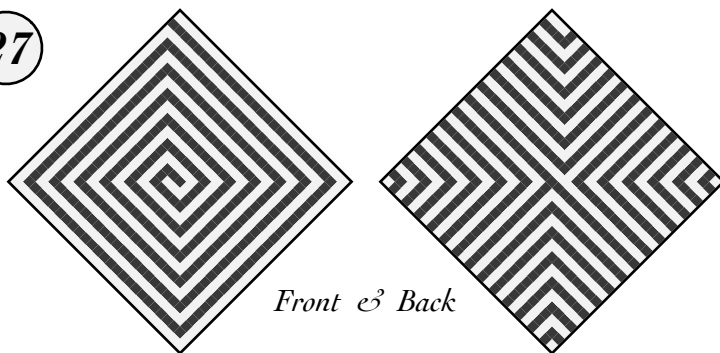


Square Spiral

Offset twill wales cause this spiral to grow on each cycle.

Adapted from *Orimono Soshiki Hen* by Kiju Yoshida (1903), archived at handweaving.net (#50018).

27





Square Spiral Bands

Offset twill wales cause this spiral to grow on each cycle.

Adapted from *Orimono Soshiki Hen* by Kiju Yoshida (1903), archived at handweaving.net (#50018).

27





Small Square Spiral Bands

27

Offset twill wales cause this spiral to grow on each cycle.

Adapted from *Orimono Soshiki Hen* by Kiju Yoshida (1903), archived at handweaving.net (#50018).





Tiny Square Spiral Bands

27

Offset twill wales cause this spiral to grow on each cycle.

Adapted from *Orimono Soshiki Hen* by Kiju Yoshida (1903), archived at handweaving.net (#50018).





Eddies

An interlocking set of spirals forms a pattern reminiscent of waves.

Adapted from a pattern shared by John Bryan in spring 2023.


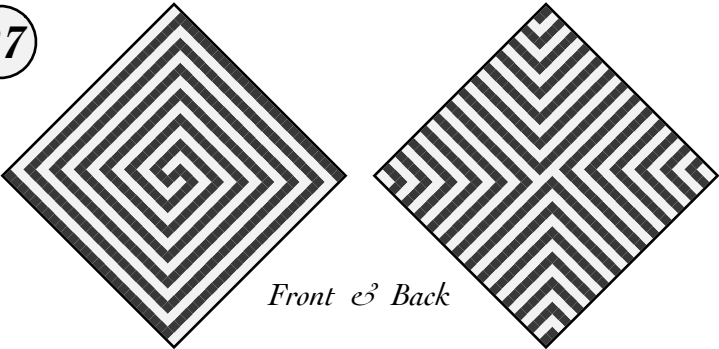
27



Square Double Spiral

Offset twill wales cause this spiral to grow on each cycle.


27



27

27



Front e3 Back
Offset



Greek Double Key

27

This pattern uses an artistic motif called a "meander" found in Greek art and architecture since antiquity. The back has the same design.





Greek Key

27

This pattern uses an artistic motif called a "meander" found in Greek art and architecture since antiquity. The back has the same design, but offset.



An original pattern created in December 2020.



Greek Half-Key

27

This pattern uses an artistic motif called a "meander" found in Greek art and architecture since antiquity. The back has the same design, but offset.


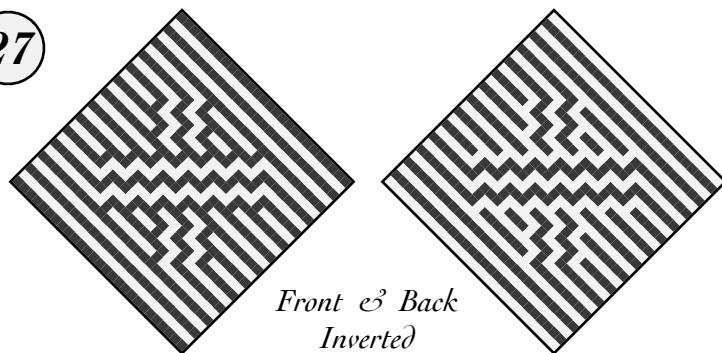


Criss-Cross

27

Parallel lines are interrupted by a bold set of diagonals that form an X shape in the center.

An original design conceived in December 2021 and charted in November 2022.





Floating Diamond

27

Worked in mostly tabby (over/under) weaving, mirrored pairs of over-two column floats on rows 5-23 change the line directions and texturally enhance the diamond optical illusion.

An original design from Dec 2021.


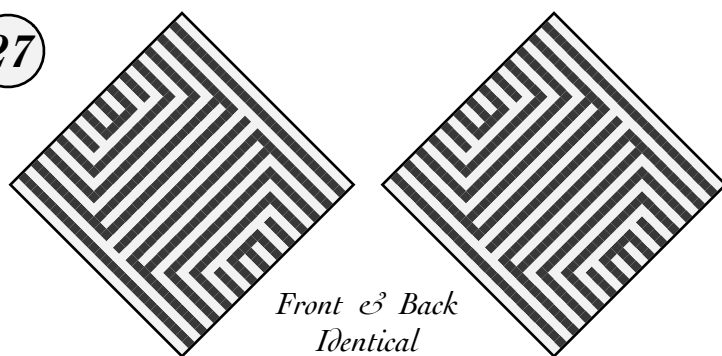


Floating Circle

Worked in mostly tabby (over/under) weaving, mirrored pairs of over-two floats change the line directions to create the optical illusion of a circle.

Adapted from *Die farbige Gewebemusterung* by Franz Donat (1907), plate 59, figure 2.


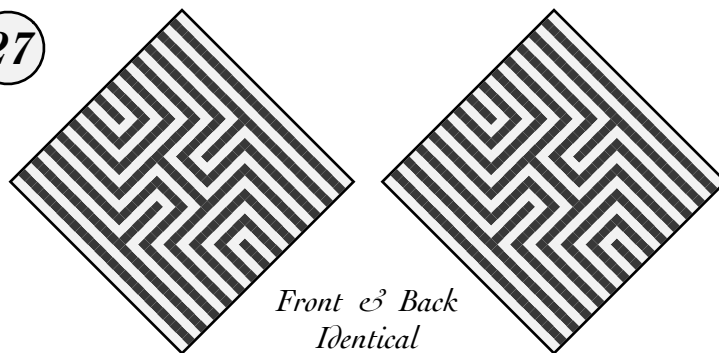
27



Floating Pierced Diamond

27


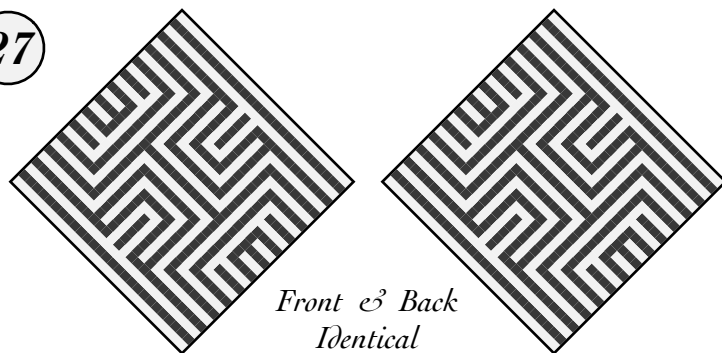
Worked in mostly tabby (over/under) weaving, mirrored pairs of over-two column floats on rows 5-23 change the line directions and texturally enhance the diamond optical illusion.



Floating Pierced Circle

27


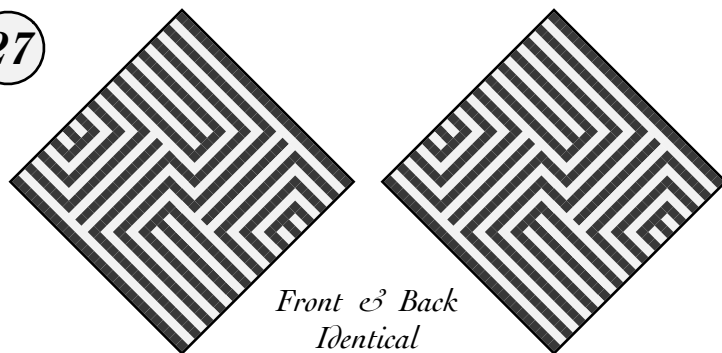
Worked in mostly tabby (over/under) weaving, mirrored pairs of over-two floats change the line directions to create the optical illusion of a circle



Floating Double Circle

27

Worked in mostly tabby (over/under) weaving, mirrored pairs of over-two floats change the line directions to create the optical illusion of a pair of circle.

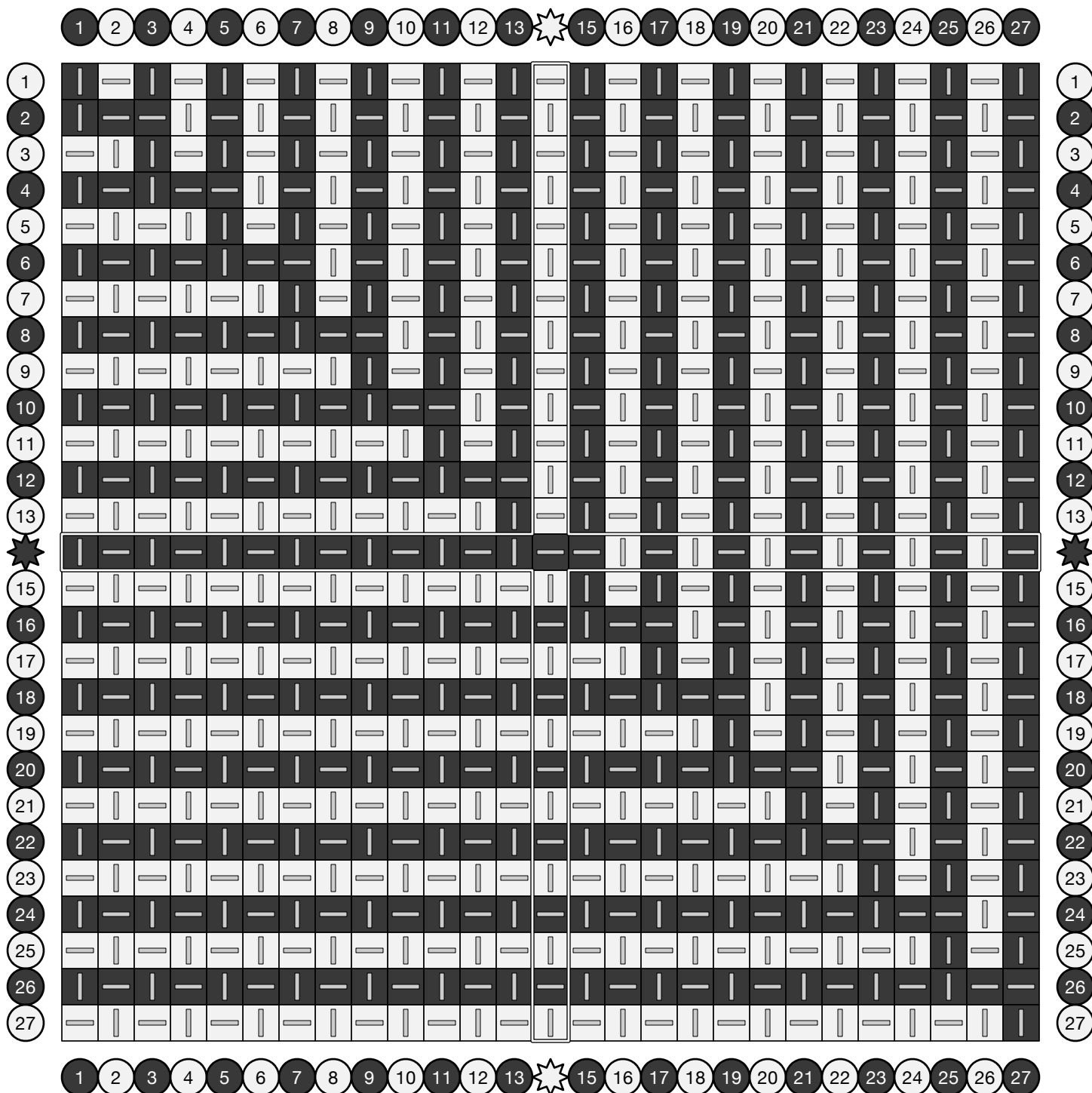
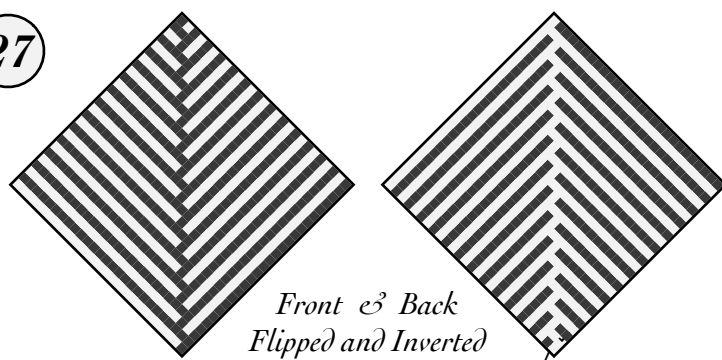


Branch

A diagonal stripe of alternating floats generates a series of diverging lines. The puffy floats form a rib that stands out from the flatter sections of the fabric.

A simple design first charted in May 2022.



27



Parallel Branches (Arms of 6) 27

A diagonal stripe of alternating floats generates a series of diverging lines. The puffy floats form a rib that stands out from the flatter sections of the fabric.



A simple design first charted in May 2022.



Parallel Branches (Arms of 4) 27

A diagonal stripe of alternating floats generates a series of diverging lines. The puffy floats form a rib that stands out from the flatter sections of the fabric.



A simple design first charted in May 2022.



Parallel Branches (Arms of 2) (27)

A diagonal stripe of alternating floats generates a series of diverging lines.



A simple design first charted in June 2022.



Parallel Branches (Alternate) (27)


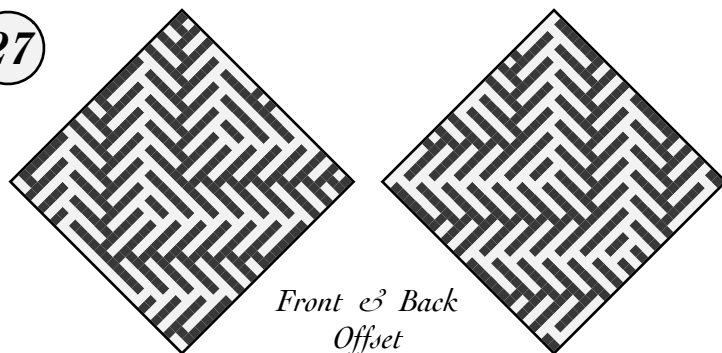
A diagonal stripe of alternating floats generates a series of diverging lines.

Adapted from *Album of Weaving Patterns* by V. A. and A. G. Dolivo-Dobrovolsky (1912), archived at handweaving.net (#74328).



Paired Branches (Arms of 4) (27)


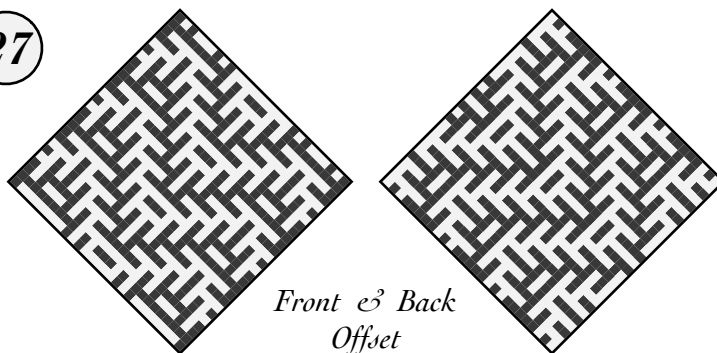
Branch motifs are reflected bilaterally around the center.



Paired Branches (of 2)

Branch motifs are reflected bilaterally around the center.

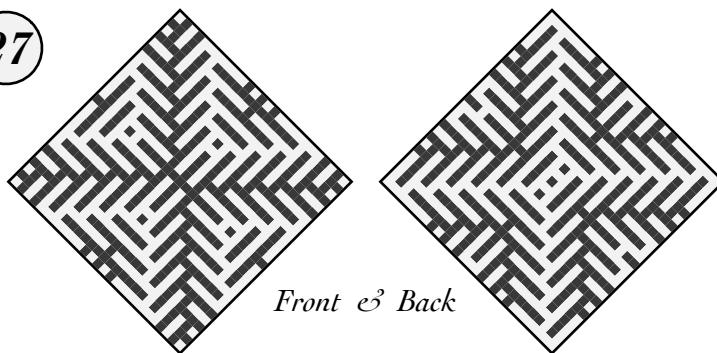
27



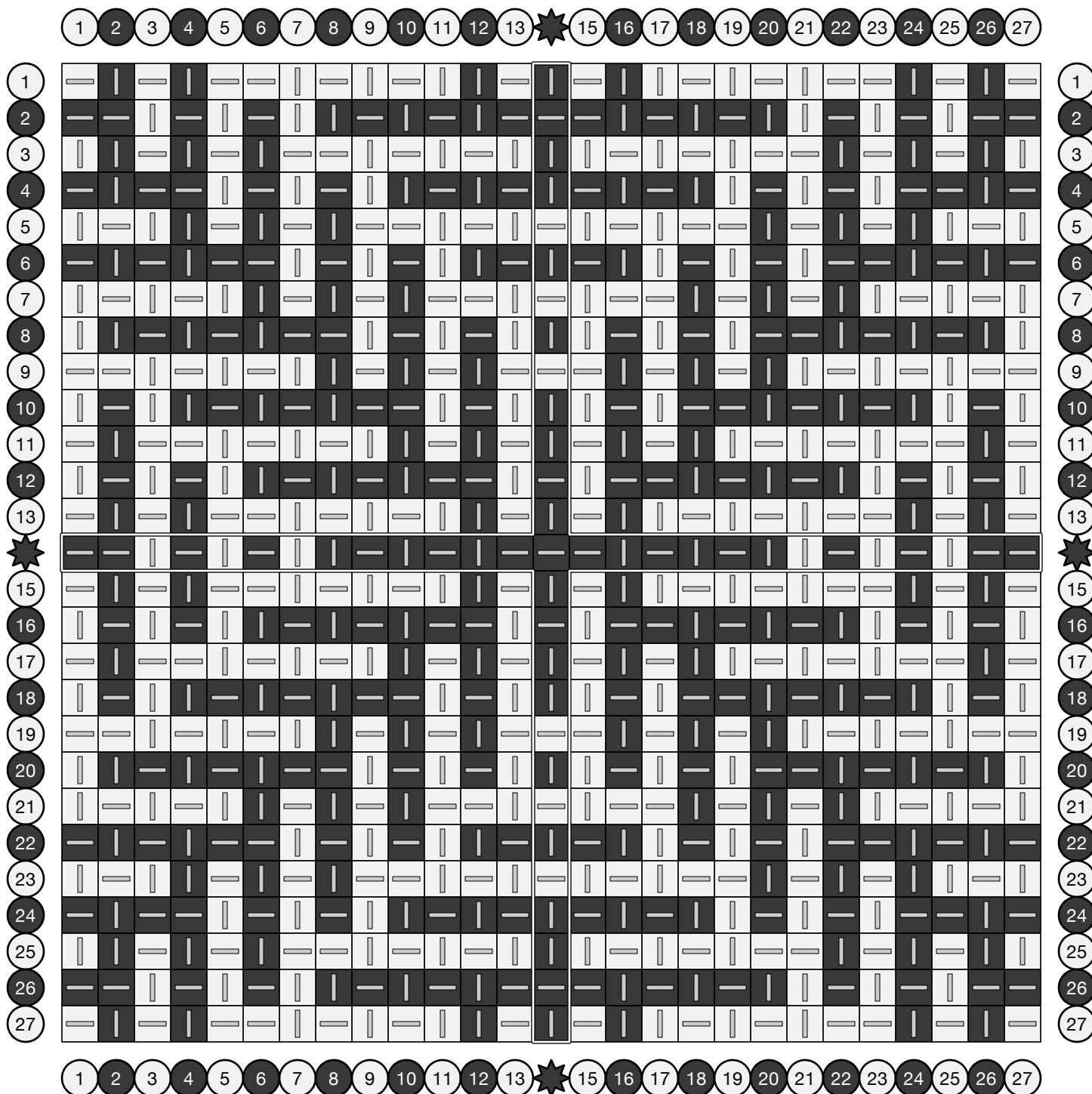
Fourfold Branches (of 4)

Branch motifs are reflected fourfold around the center, diverging on one face while inverted and converging on the other.

27




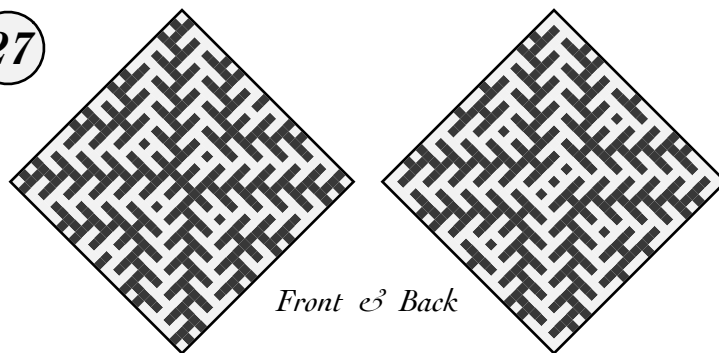
Front \leftrightarrow Back



Fourfold Branches (of 2)

Branch motifs are reflected fourfold around the center, diverging on one face while inverted and converging on the other.


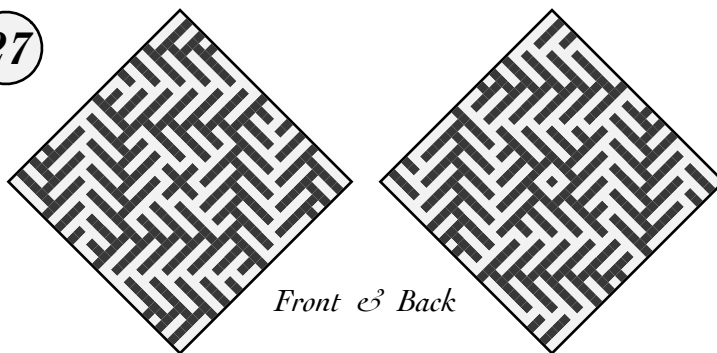
27



Wreath of Branches

Branch motifs are reflected in loop around the center.

27


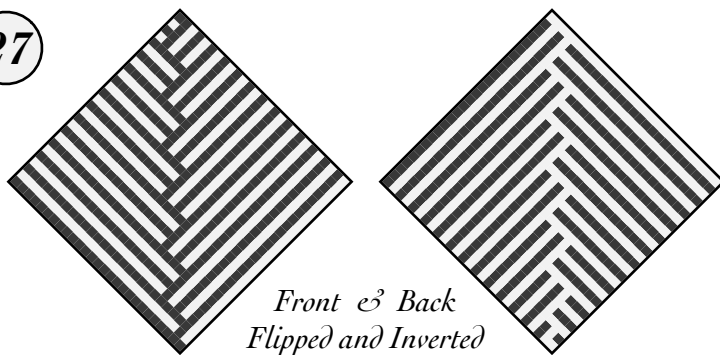


Double Branch

A diagonal stripe of alternating floats generates a series of diverging lines.

Adapted from *Die farbige Gewebemusterung* by Franz Donat (1907), archived at handweaving.net (#63551).

27





Parallel Double Branches

27

A diagonal stripe of alternating floats generates a series of diverging lines.

Adapted from *Die färbige Gewebemusterung* by Franz Donat (1907), archived at handweaving.net (#63551).





Parallel Spiny Branches

27

A diagonal stripe of alternating floats generates a series of diverging lines.

Adapted from *Die färbige Gewebemusterung* by Franz Donat (1907), archived at handweaving.net (#63551).

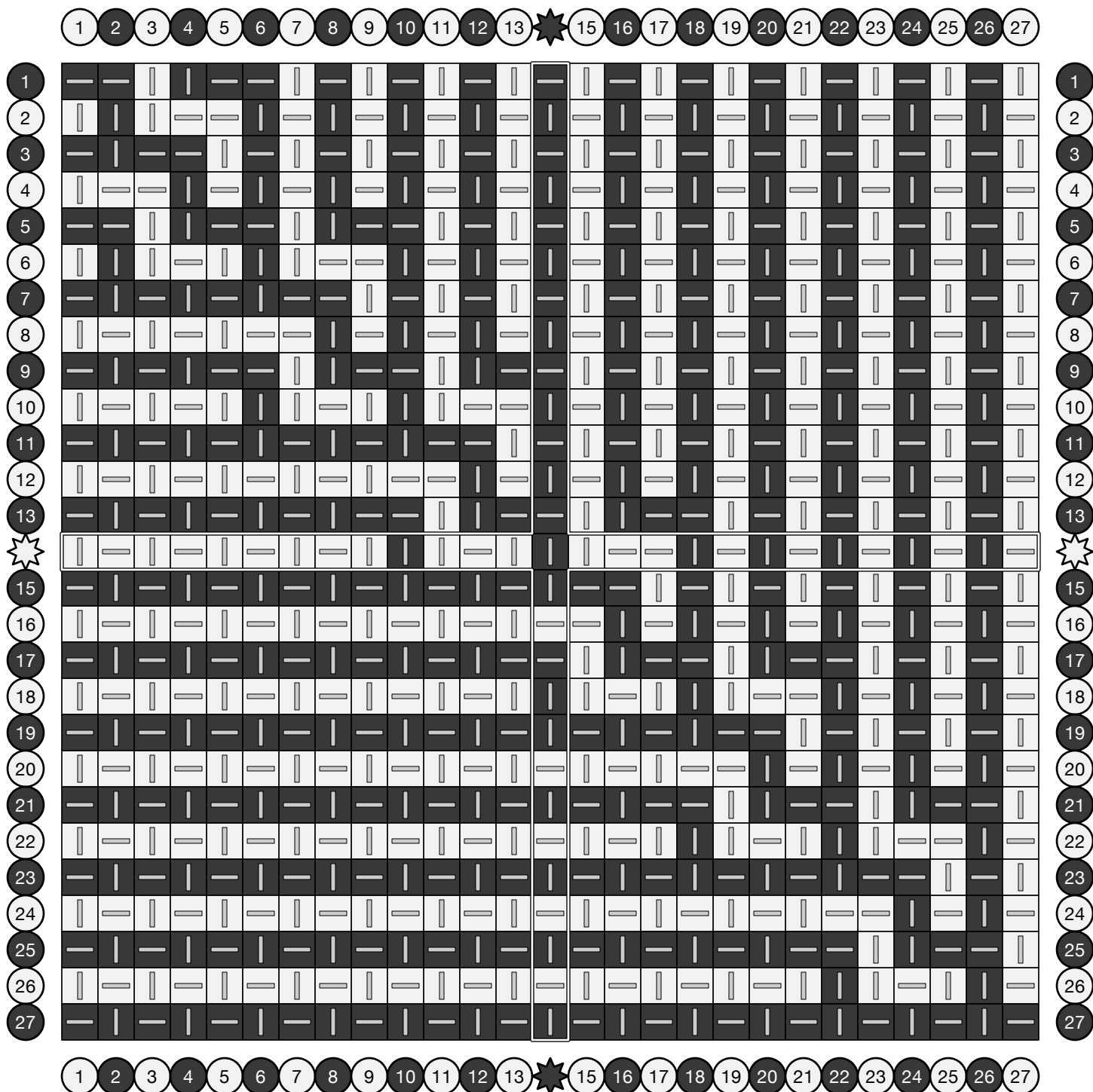
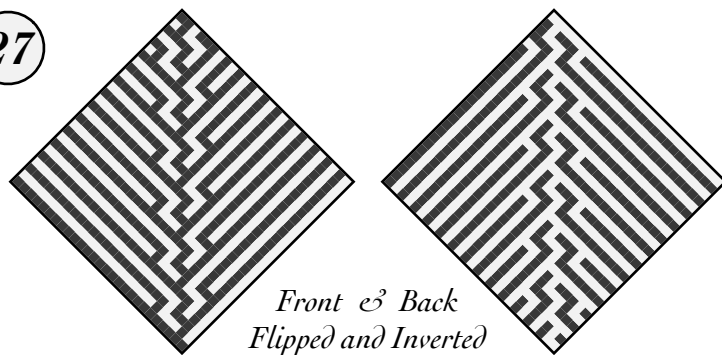


Forked Branch

27

A diagonal stripe of alternating floats generates a series of diverging lines.

A branch design variation first charted in May 2022.

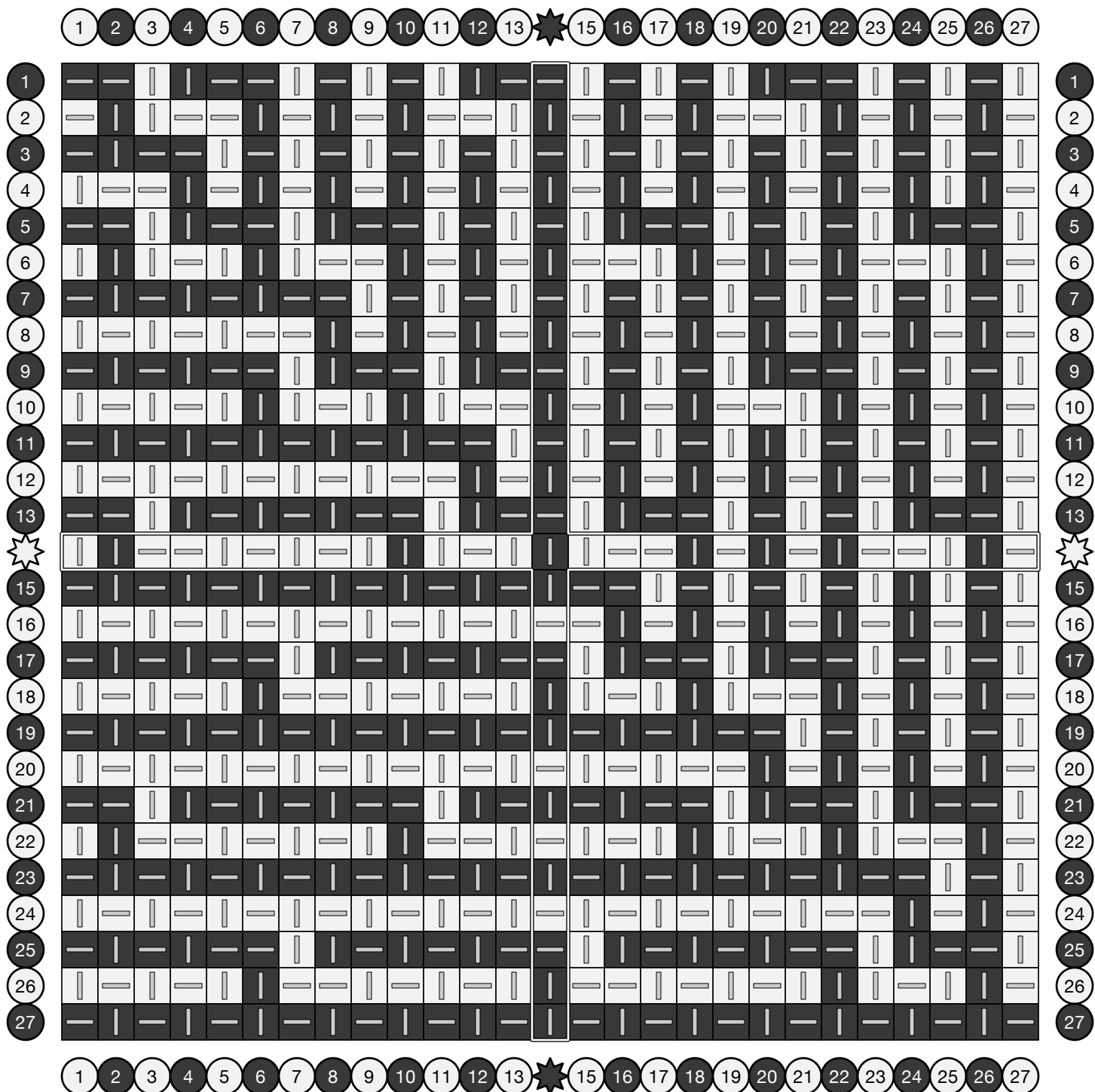
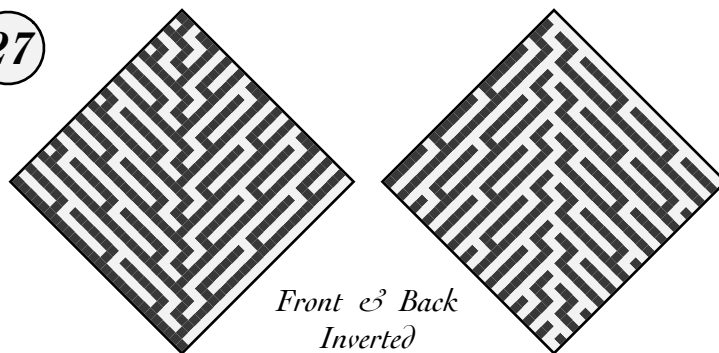


Forking Branch

27

An diagonal stripe of alternating floats generates a series of diverging lines.

A branch variation first charted in June 2022.





Branch and Root

A diagonal stripe of alternating floats generates a series of diverging lines.

A branch design variation first charted in May 2022.


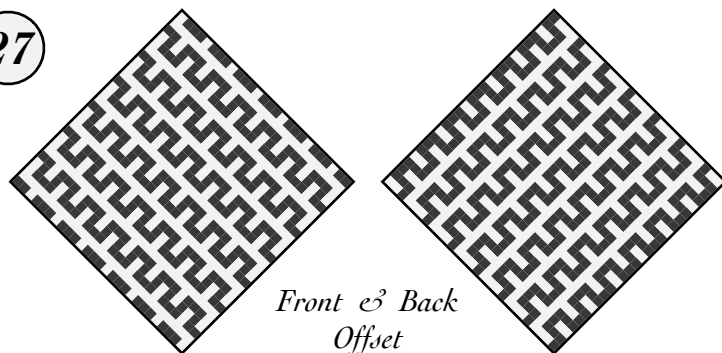
27



Worms

Adapted from *Die färbige Gewebemusterung* by Franz Donat (1907; plate XX fig 10).


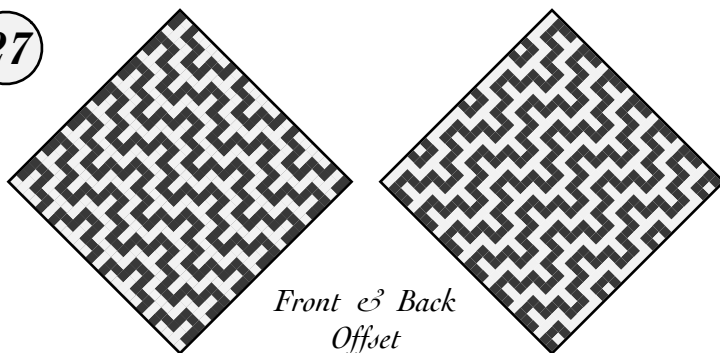
27



Wiggle Worms

Adapted from *Die färbige Gewebemusterung* by Franz Donat (1907; plate XX fig 15).


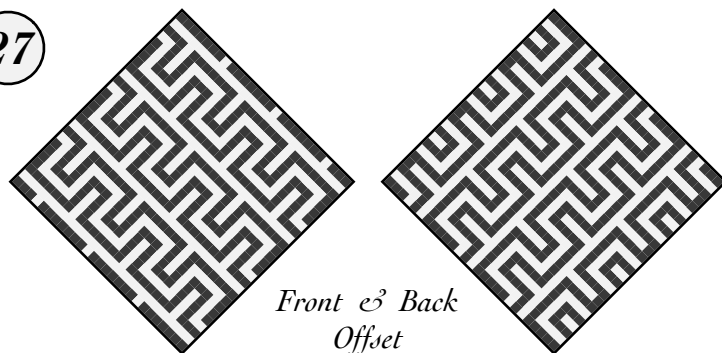
27



Snakes

Adapted from *Die farbige Gewebemusterung* by Franz Donat (1907; plate XX fig 10).


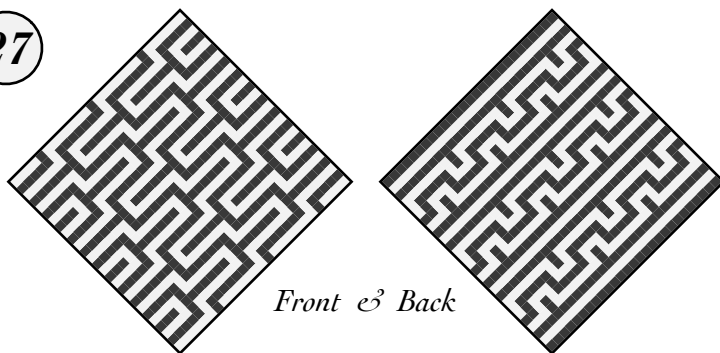
27



Inchworms

Curving paths arch dramatically on one side, while straightening out on the other side.


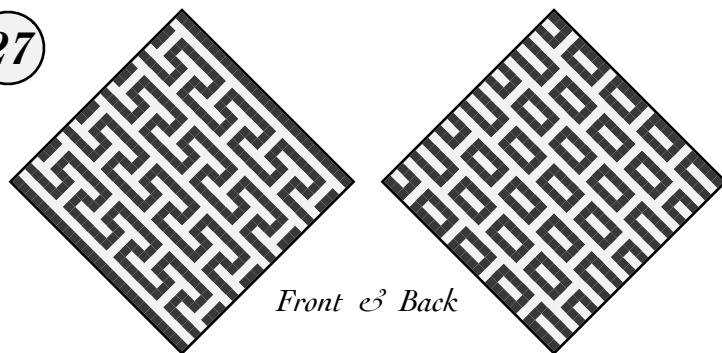
27



Potent Key

This pattern uses an artistic motif of interlocking T shapes, which in the medieval era was called "potent" because it looks like the top edge of a crutch.

27


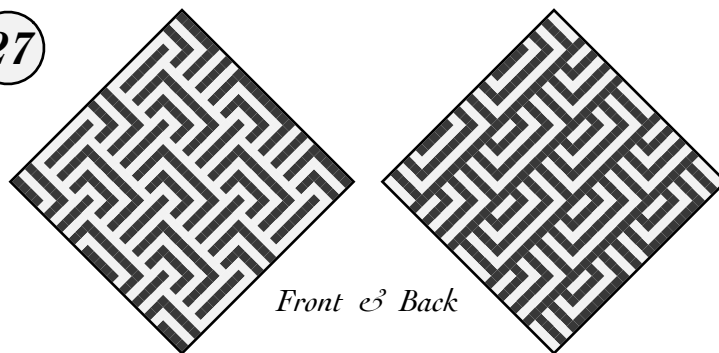


Bridges and Tunnels

Numerous over-two floats give this fabric a supple feeling reminiscent of twills.

Adapted from *Die färbige Gewebemusterung* by Franz Donat (1907), archived at handweaving.net (#63698).

27





Twisty Little Passages

27

A tabby weave is interrupted by twill diagonals to create a quadrilaterally symmetric tangle of loops.

In the early computer game "Colossal Cave Adventure," escaping the "maze of twisty little passages" was a difficult challenge.

An original design from December 2021.





Twisty Tiny Passages

27

A tabby weave is interrupted by twill diagonals to create a quadrilaterally symmetric tangle of loops.



Thanks to John Bryan for sharing this design he created in November 2022 as a variation on our "Twisty Little Passages,"



Offset Pistons

A simple pattern of squares within squares.

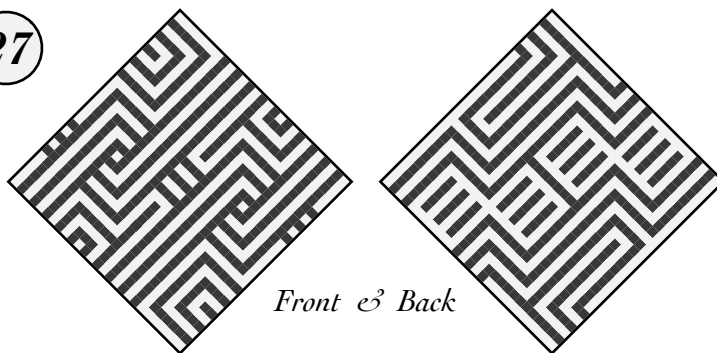
27




Haring To Go

An original design from 2021 featuring interconnected strands.

27



Front & Back


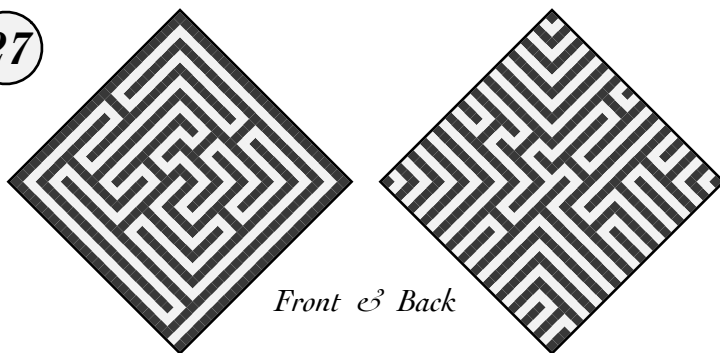


Chartres Labyrinth

An original pattern inspired by the 13th-century design on the floor of the Chartres Cathedral.

Created in November 2020 and refined the following January.

27


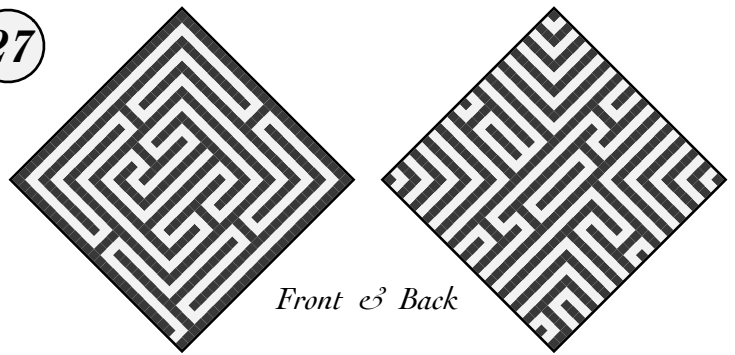


Chartres Labyrinth Revisited (27)

An original pattern inspired by the 13th-century design on the floor of the Chartres Cathedral.

A revised version of one of our earliest designs, more faithful to the pattern of the one in Chartres.


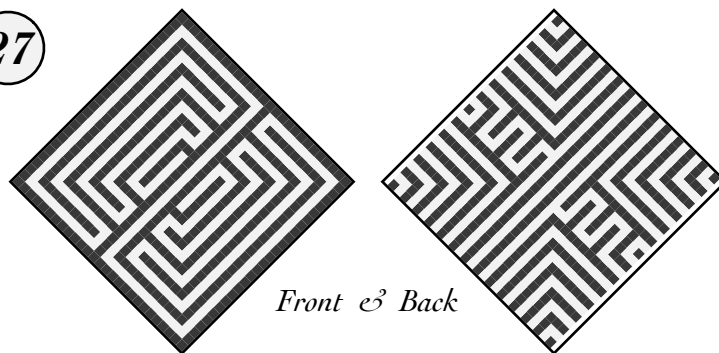
Created in December 2021.



The Long Road Home

27

A twisting path spirals out from the center and then returns.


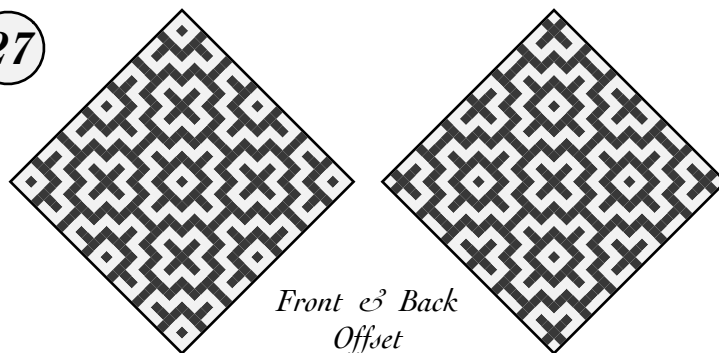


Twinkle Twinkle

27

The puffiness and irregularity of this fabric, lightly distorted by uneven twills, enhances the twinkliness of the design.

An original design for cold winter nights, sketched out in February 2021 and charted that December.


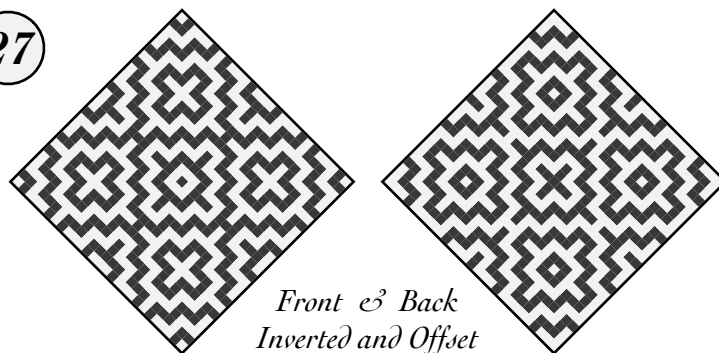


Little Stars

27

The puffiness and irregularity of this fabric, lightly distorted by uneven twills, enhances the twinkliness of the design.


A simple modifications of our “Twinkle Twinkle” chart.




Blocks and Crosses

A repeating pattern of pierced squares and crosses.

(27)



*Front & Back
Different*




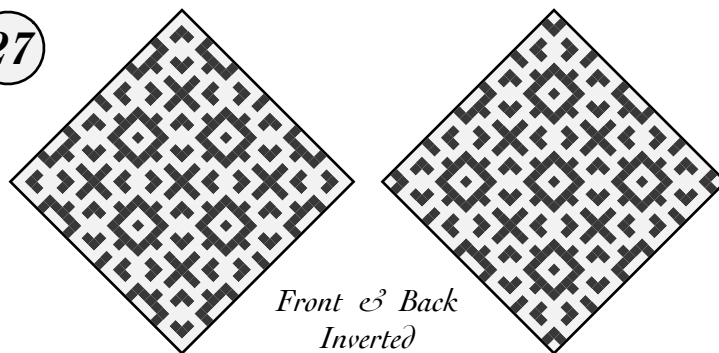
Roses and Thorns

27

Another example where the square shape around a single dot pulls up when the fabric is removed from the loom, creating a rounded shape we call a "rose."

Each "rose" on the front side has a cross-shaped "thorn" on the back, and vice-versa.

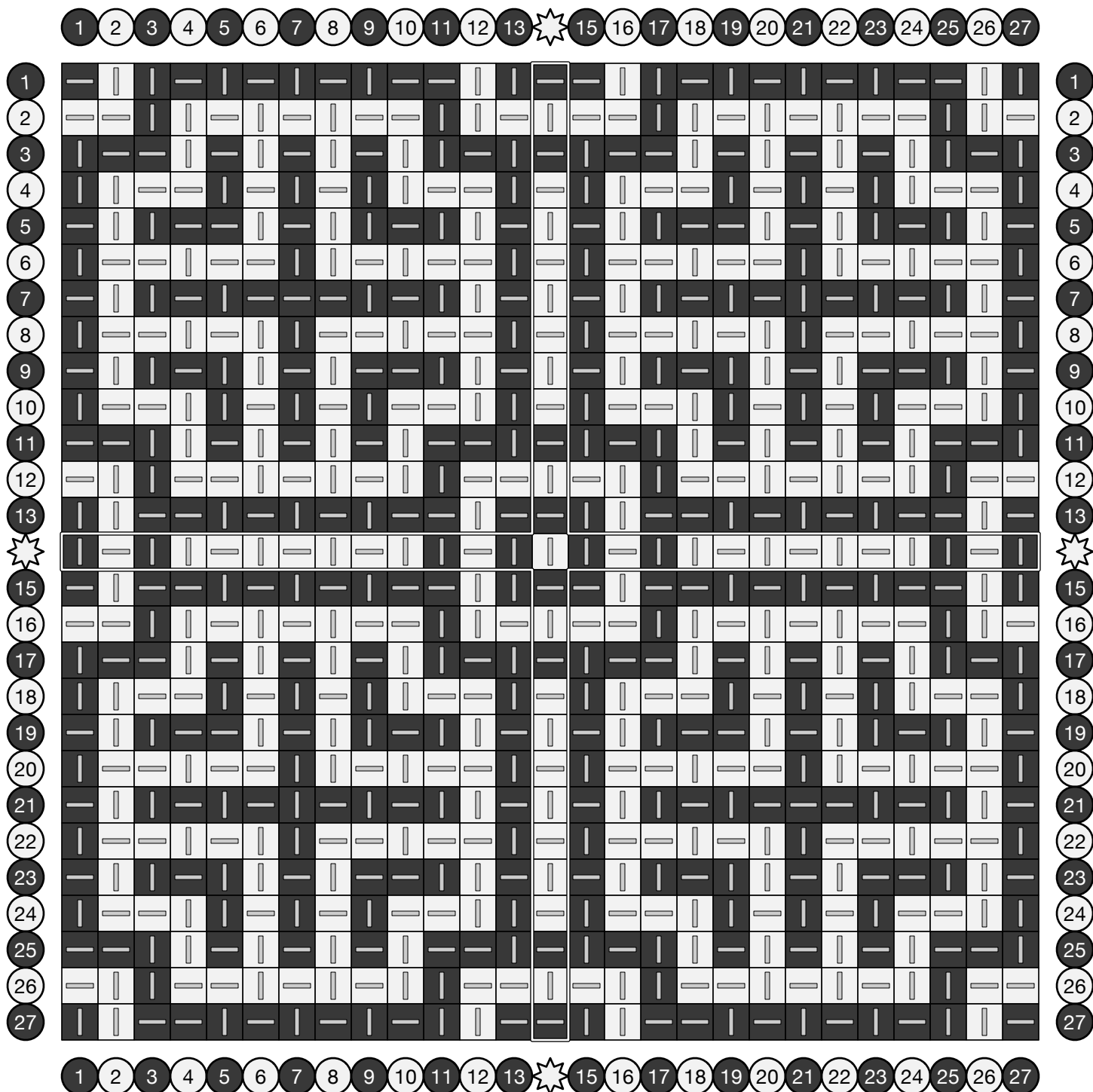

Inspired by a multi-shaft chart by Mary Bentley.



Breeze Block

Adapted from *Die farbige Gewebemusterung* by Franz Donat (1907), plate 36, figure 6.


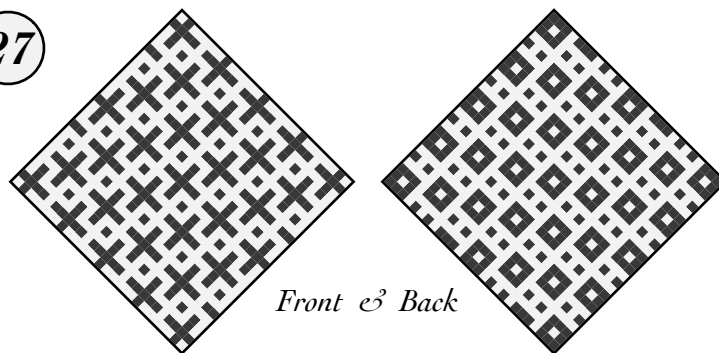
27



Sea of Naughts and Crosses

27



Crosses are scattered across the front face, paired with matching boxes on the other side.



Crazy Crosses

27



Cross shapes are tiled across the face of this design.



Super Crosses


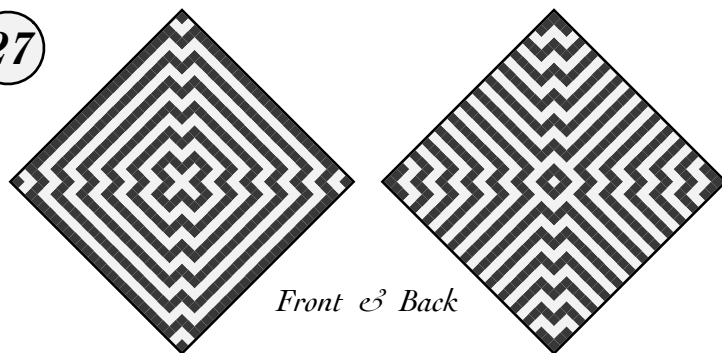
27

Cross shapes are tiled across the face of this design.




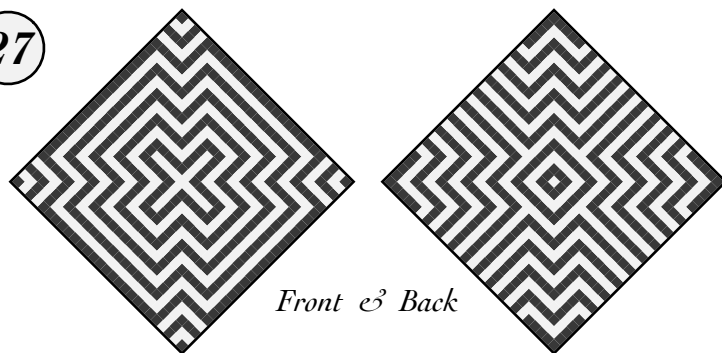
Pulsating Saltire (Arms of 2) 27

Mostly tabby weave produces a smooth fabric, while twill wales radiating diagonally from the center that create a cross shape surrounded by alternating outlines.




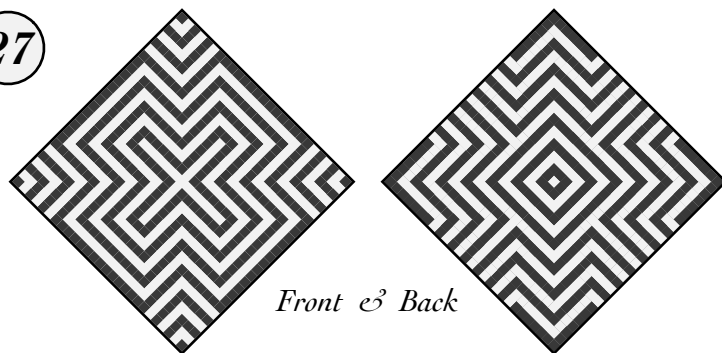
Pulsating Saltire (Arms of 4) 27

Mostly tabby weave produces a smooth fabric, while twill wales radiating diagonally from the center that create a cross shape surrounded by alternating outlines.



Pulsating Saltire (Arms of 6) 27


Mostly tabby weave produces a smooth fabric, while twill wales radiating diagonally from the center that create a cross shape surrounded by alternating outlines.




Pulsating Millrind

A pierced-cross shape is surrounded by radiating lines on one side, with a rounded wheel on the other.

27



Front & Back

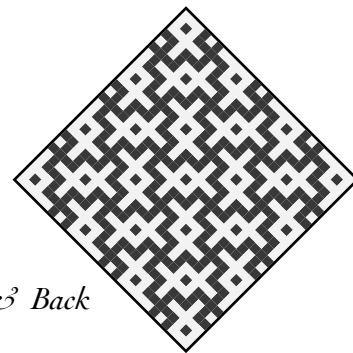
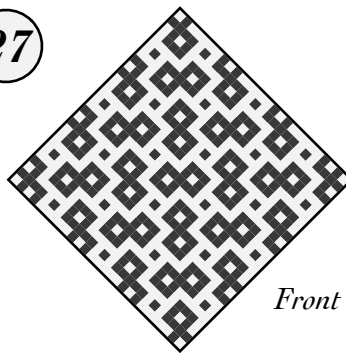


Crazy Eights


A puffy modified-twill fabric. When taken off the loom, the enclosed spots shrink as the figure-eight and contrasting square motifs pull up around them.

An original pattern designed in May 2022.

27



Front & Back





Super Eights


A puffy modified-twill fabric. When taken off the loom, the enclosed spots shrink as the figure-eight and contrasting square motifs pull up around them.

An original pattern designed in May 2022.

27



Front & Back


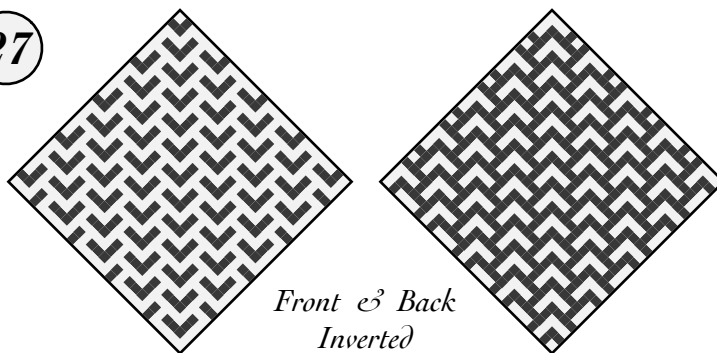


Fish Scales

A repeating pattern of small nested chevrons reminiscent of scales.

First charted in December 2021; revised June 2022.

27


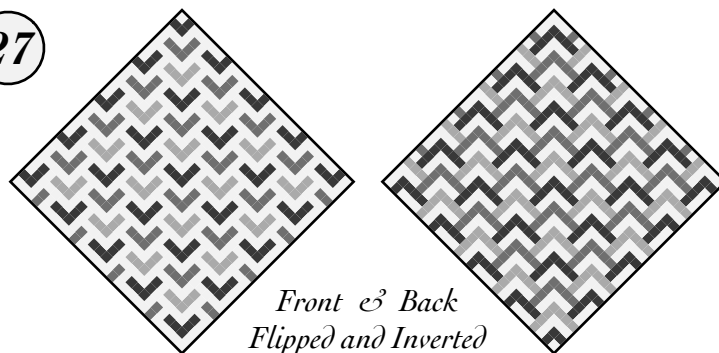


Three-Color Fish Scales

27

This thick weave features three different colors of nested chevrons.

Threading in both directions follows an ABACAD pattern starting from the top left corner. Weaving switches between rows of O2/U1 and rows of O3/U3, shifting over one on each row.





It's Raining Hearts (Hallelujah)

27

Diagonal lines of hearts make a sweet pattern, and repeated in the opposite direction on the flip side. Numerous twills produce a soft and comfy fabric.

An original design created for our 25th anniversary in February 2021.


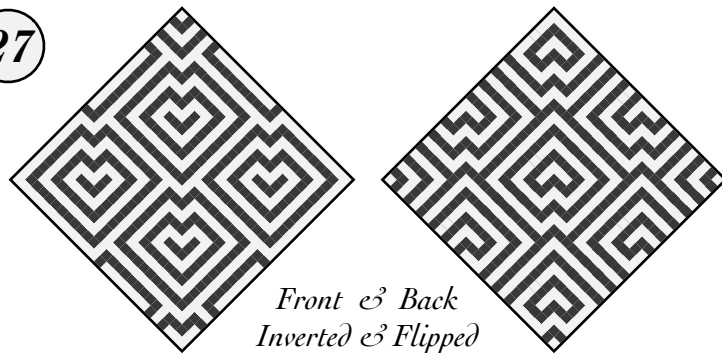


Super Hearts

Diagonal lines of hearts make a sweet pattern, and repeated in the opposite direction on the flip side. Numerous twills produce a soft and comfy fabric.

An original design created for our 25th anniversary in February 2021, and made even more super in June 2022.

27





Pulsating Heart


An enormous pulsating heart fills the universe
(and this potholder) with waves of pure love.

An original design created for our 25th anniversary
in February 2021, and expanded in June 2022.

27




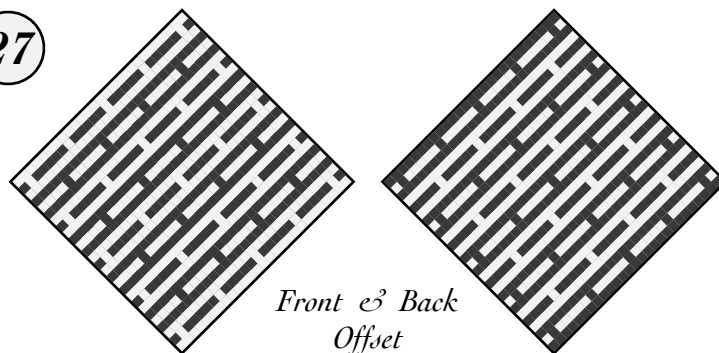
Front & Back
Offset



Parallel Bands

Adapted from *Orimono Sashiki Hen* by Kiju Yoshida (1903), archived at handweaving.net (#50010).


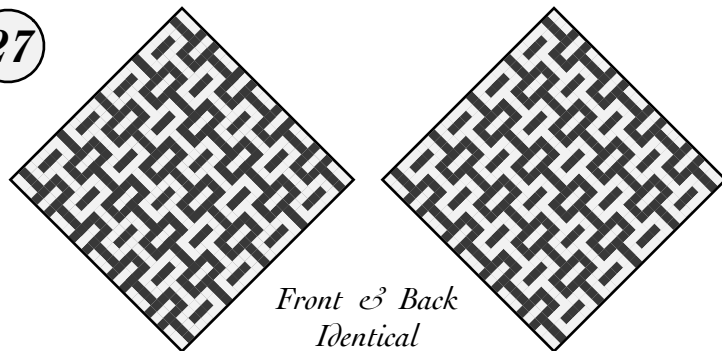
27



Nested Bands

Adapted from *Die färbige Gewebemusterung* by Franz Donat (1907), archived at handweaving.net (#63518).

27





Fifties Banded Flair

27

The neat rows of interlocking Greek keys and parallel rectangles soften when removed from the loom, leaving a pattern of organic shapes distributed between even straight lines.

An original design charted in April 2022.





Pierced Lattice

27

This pattern dramatically alters when removed from the loom, with the smallest single-pick spots on each side disappearing, and the H shapes on the front merging into long vertical bars.

Adapted from a weaving draft by Kris Bruland archived on handweaving.net (#79786).


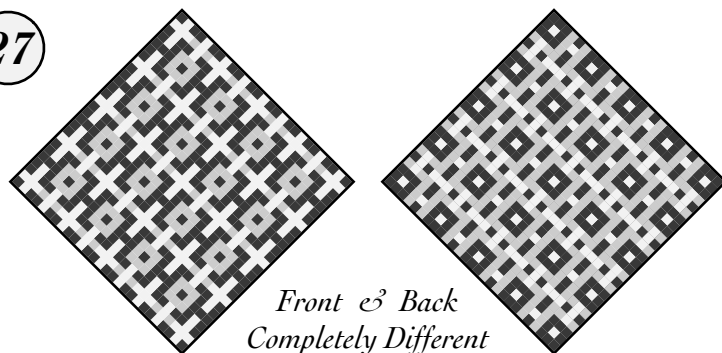


Tri-Color Pierced Lattice

27

This pattern dramatically alters when removed from the loom, with the smallest single-pick spots on each side disappearing, and the H shapes on the front merging into long vertical bars.


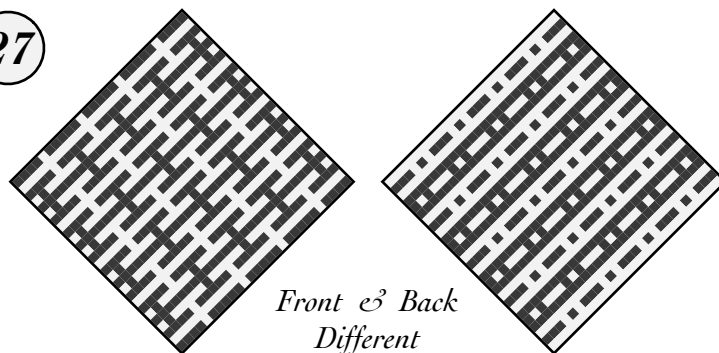
Adapted from a weaving draft by Kris Bruland archived on handweaving.net (#79786).



Linear Zippers

Repeating patterns of lines with interlocking T-shaped teeth march across the front while the back is covered by interrupted stripes.


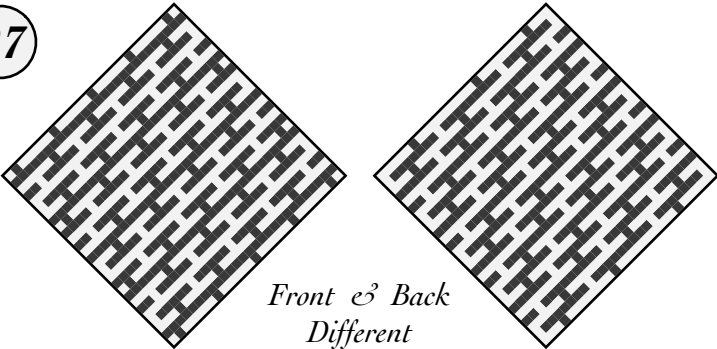
27



Offset Zippers

Repeating patterns of lines with interlocking T-shaped teeth march across the front and back.


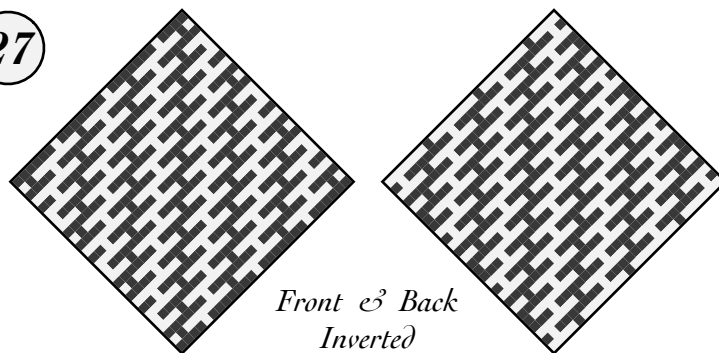
27



Angled Zippers

Adapted from *Orimono Soshiki Hen* by Kiju Yoshida (1903), archived at handweaving.net (#41693).


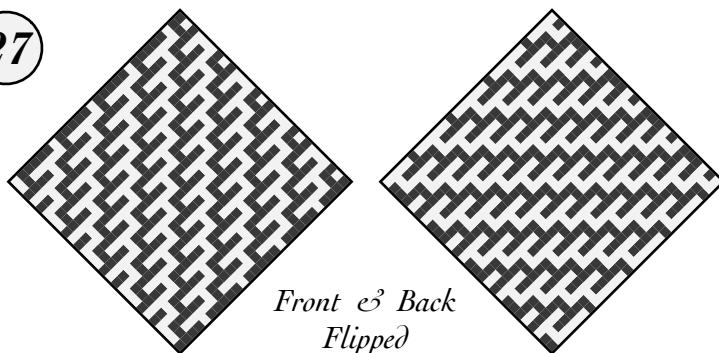
27



Angled Half-Zippers

Adapted from *Orimono Sashiki Hen* by Kiju Yoshida (1903), archived at handweaving.net (#41693).

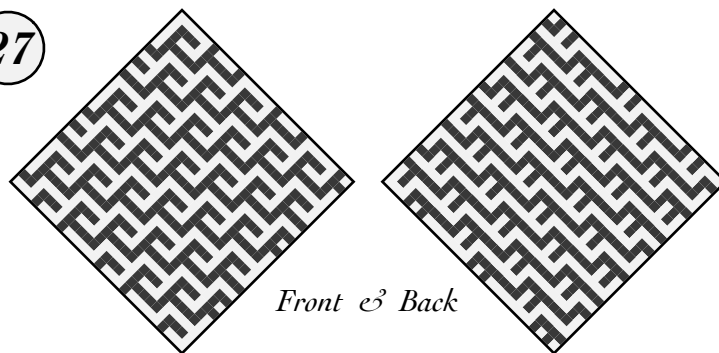
27




Waves

Adapted from *Die färbige Gewebemusterung* by Franz Donat (1907), plate 23, figure 7.

27



Front & Back

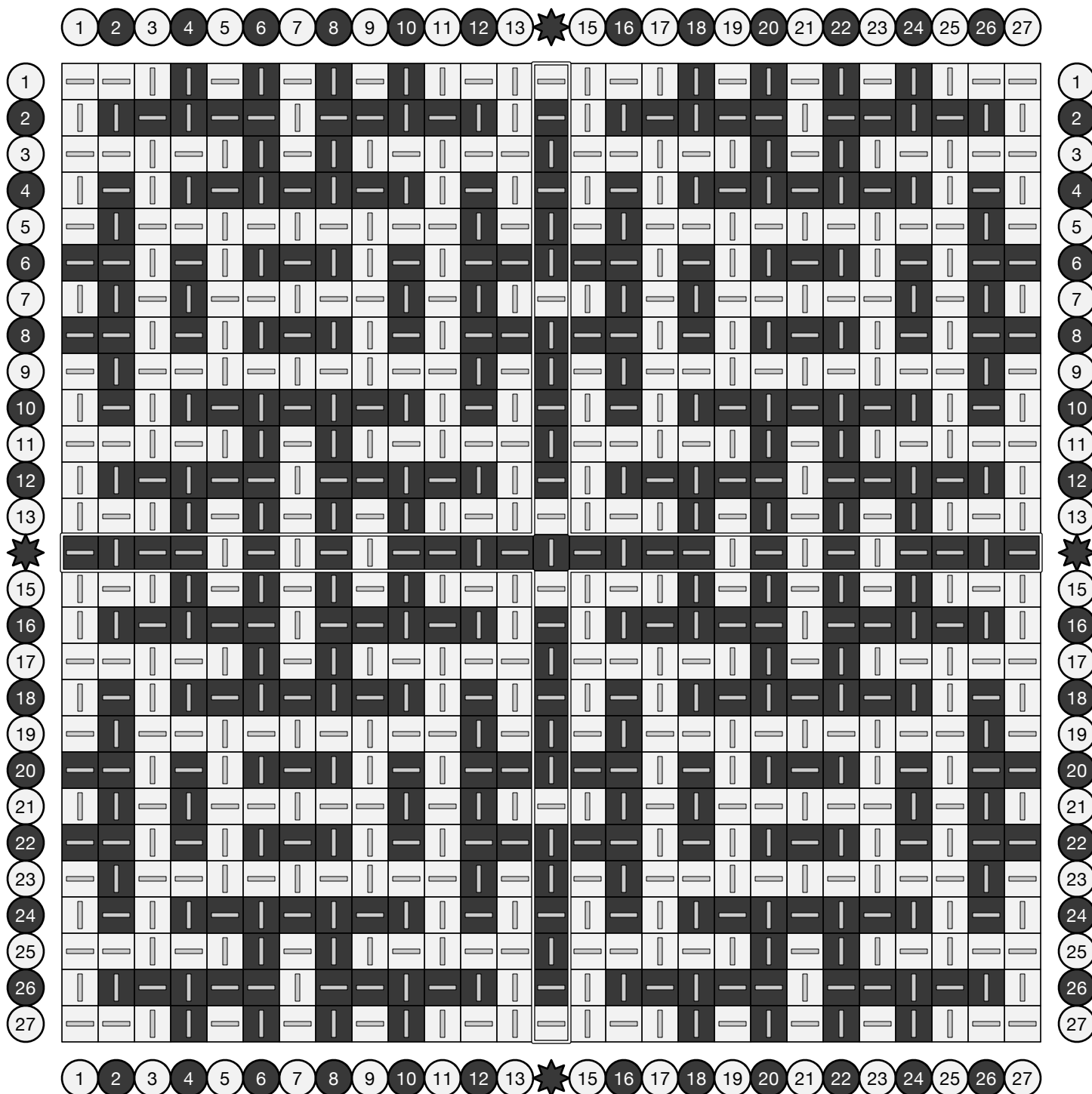



Mesa Verde

27

A shadow-weave pattern of interlocking shapes reminiscent of some designs found in the southwest.

Adapted from a pattern found at handweaving.net.




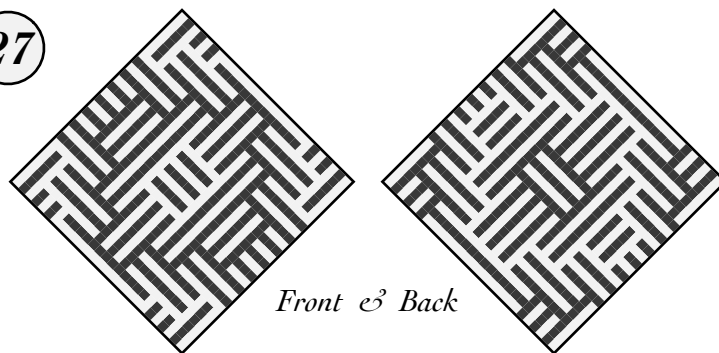
Crystal Forest

27

A shadow-weave pattern of interlocking shapes.

Adapted from a user-contributed pattern found at handweaving.net (#79210).

The regular and symmetric pattern with lots of tabby sections makes this easy to weave. The result is flat and flexible, with no puckering.

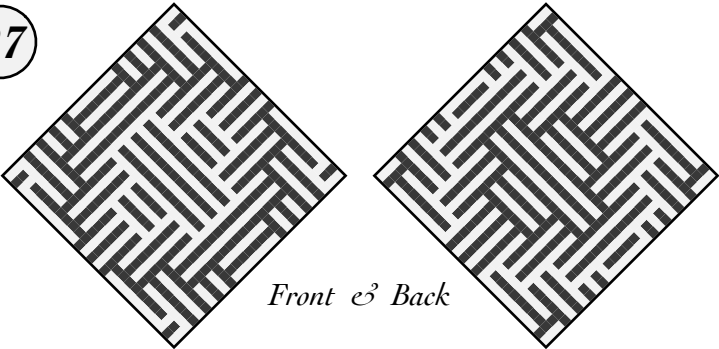


Sun Point


A shadow-weave pattern of interlocking shapes.

Adapted from a user-contributed pattern found at handweaving.net (#79210).

27



Front & Back




Sheila's Shamrock

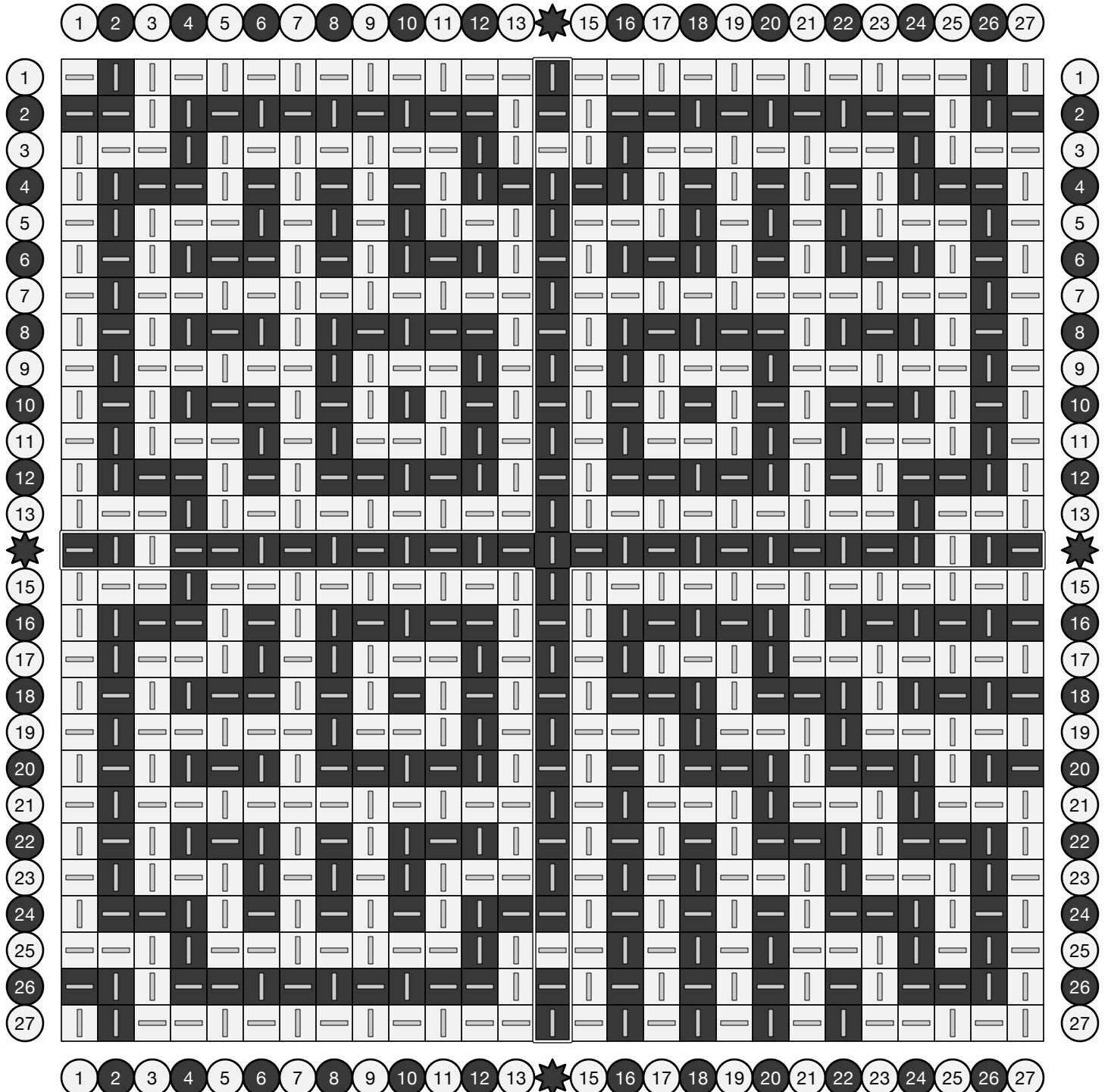
27

Named in honor of Matthew's mother, Sheila Ryan.

An original design by Piglet in February 2022, in anticipation of St. Patrick's Day.



Front & Back

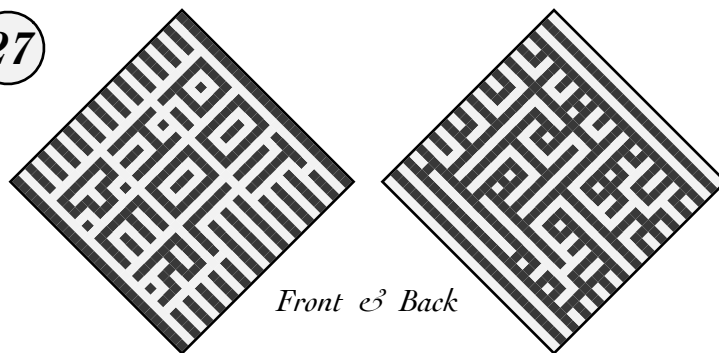


Pot Hol Der


An unambiguous design that tells the viewer exactly what they're looking at.

An original chart from May 2022.

27



Front & Back



Piglet Sampler

A alphabet test pattern charted for the fairest on the First of May 2022.

27

