

Piglet's Portfolio *of Priceless* Potholder Patterns

SECTION III

Shadow Weave

Seven-Inch (“Traditional”) Charts Only

*Created By Piglet Evans &
Matthew Simon Cavalletto*



December 2023 Edition



For the latest charts, visit potholders.piglet.org.
You may use, print, copy, & share these charts freely.
Open content licensed under Creative Commons CC-By-SA.

Contents: Section III – Shadow Weave (1/2)

Stripes

Interrupted Stripes	27, 19	1
---------------------	--------	---

Corners

Corners	27, 18	3
Ziggity-Do-Dah	27, 18	5
Twisted Corners	27, 18	7
Parallel Corners	27, 18	9

Broken Corners

Four Corners	27, 18	11
Diverging Corners	27, 19, 18	13
Intersecting Corners	27, 18	16
Tiny Intersecting Corners	27, 18	18

Complex Corners

Two Corners	27	20
Open Square	27	21
Right Hook	27	22

Boxes

Noughts and Crosses	27, 18, 17	23
Square Tiles	27	26
Small Square Tiles	27	27
Tiny Square Tiles	27, 19	28
Separated Square Tiles	27	30
Nesting Boxes	27	31
Stacked Blocks	27, 19	32
Offset Stacked Blocks	27, 19	34

Boxes and Corners

Radiating Boxes	27, 19, 18	36
Temple of Kukulcán	27	39

Spirals

Square Spiral	27, 18	40
Square Spiral Bands	27	42
Small Square Spiral Bands	27, 18	43
Tiny Square Spiral Bands	27, 18	45

Eddies	27	47
Square Double Spiral	27, 18	48
Greek Triple Key	27	50
Greek Double Key	27	51
Greek Key	27, 19	52
Greek Half-Key	27, 19	54

Stripes with Perpendicular Figures

Criss-Cross	27, 19	56
Floating Diamond	27, 18	58
Floating Circle	27, 19	60
Floating Pierced Diamond	27	62
Floating Pierced Circle	27	63
Floating Double Circle	27	64

Branches

Branch	27, 18	65
Parallel Branches (Arms of 6)	27, 18	67
Parallel Branches (Arms of 4)	27, 18	69
Parallel Branches (Arms of 2)	27, 18	71
Parallel Branches (Alternate)	27	73
Paired Branches (of 4)	27	74
Paired Branches (of 2)	27	75
Fourfold Branches (of 4)	27	76
Fourfold Branches (of 2)	27	77
Wreath of Branches (of 4)	27	78
Double Branch	27	79
Parallel Double Branches	27	80
Parallel Spiny Branches	27	81
Forked Branch	27	82
Forking Branch	27	83
Branch and Root	27	84

Worms

Worms	27	85
Wiggle Worms	27	86
Snakes	27	87
Inchworms	27	88
Potent Key	27	89

Contents: Section III – Shadow Weave (2/2)

Mazes

Bridges and Tunnels	27	90
Twisty Little Passages	27	91
Twisty Tiny Passages	27	92
Offset Pistons	27	93
Haring To Go	27	94
Chartres Labyrinth	27	95
Chartres Labyrinth Revisited	27	96
The Long Road Home	27	97

Pattern Tiles

Twinkle Twinkle	27	98
Little Stars	27	99
Blocks and Crosses	27, 19	100
Roses and Thorns	27	102
Breeze Block	27, 19	103

Crosses

Sea of Naughts and Crosses	27	105
Crazy Crosses	27	106
Super Crosses	27	107
Pulsating Saltire (Arms of 2)	27	108
Pulsating Saltire (Arms of 4)	27	109
Pulsating Saltire (Arms of 6)	27	110
Pulsating Millrind	27	111

Eights

Crazy Eights	27, 19	112
Super Eights	27	114

Chevrons

Fish Scales	27, 18	115
Three-Color Fish Scales	27, 18	117
It's Raining Hearts	27, 18, 9	119
Super Hearts	27	122
Pulsating Heart	27, 18	123

Bands

Parallel Bands	27, 18	125
----------------	--------	-----

Nested Bands	27, 19	127
Fifties Banded Flair	27, 18	129
Pierced Lattice	27, 19	131
Tri-Color Pierced Lattice	27, 19	133

Interlocking Teeth

Linear Zippers	27	135
Offset Zippers	27	136
Angled Zippers	27	137
Angled Half-Zippers	27	138
Waves	27	139

Interlocking Shapes

Mesa Verde	27	140
Crystal Forest	27	141
Sun Point	27	142

Figures

Sheila's Shamrock	27	143
-------------------	----	-----


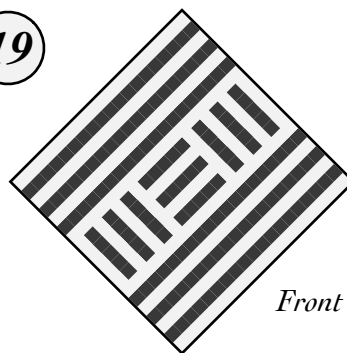
Lettering

Pot Hol Der	27	144
Piglet Sampler	27	145

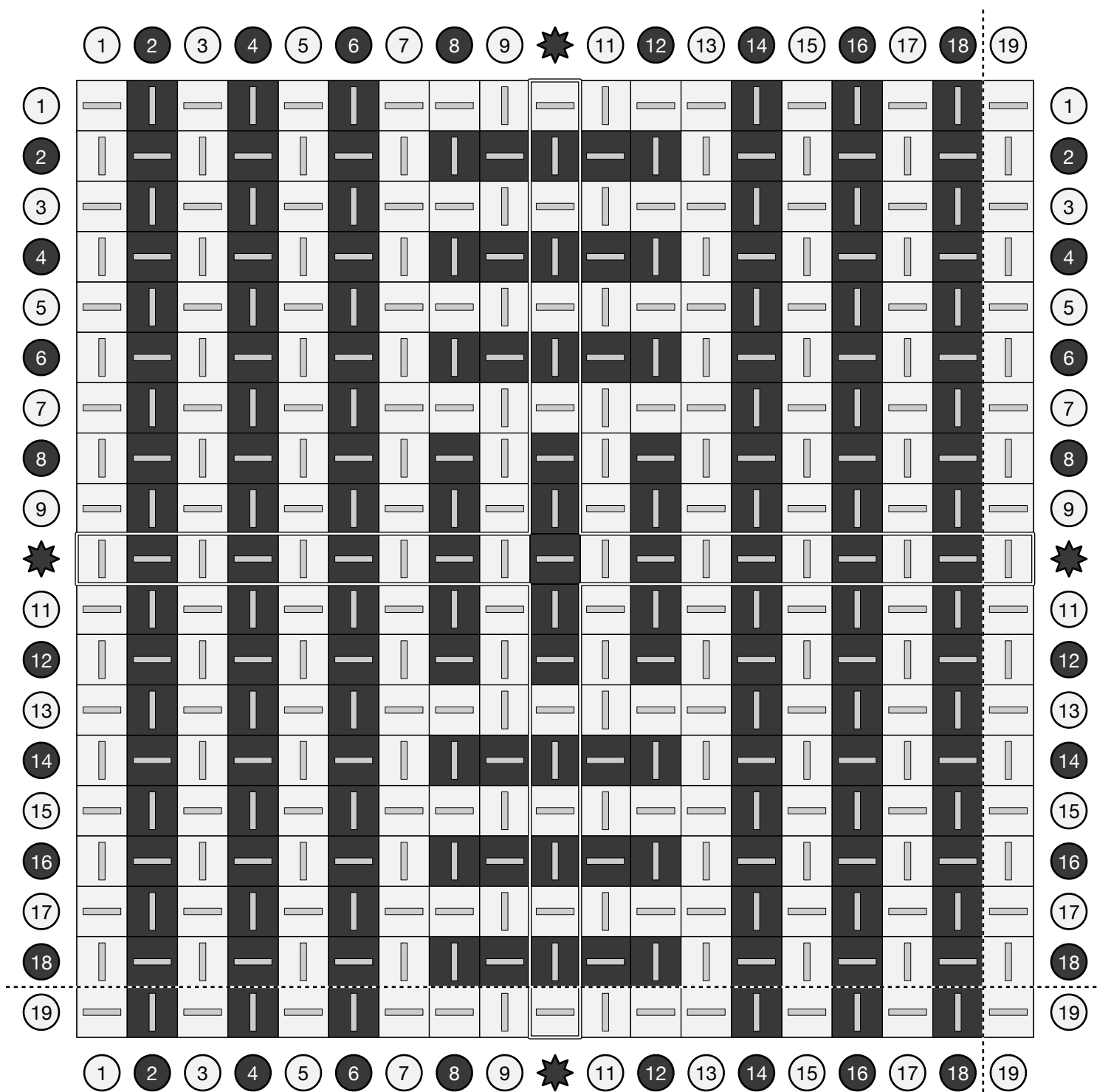
Interrupted Stripes

Occasional floats trigger changes in direction.

19



Front & Back

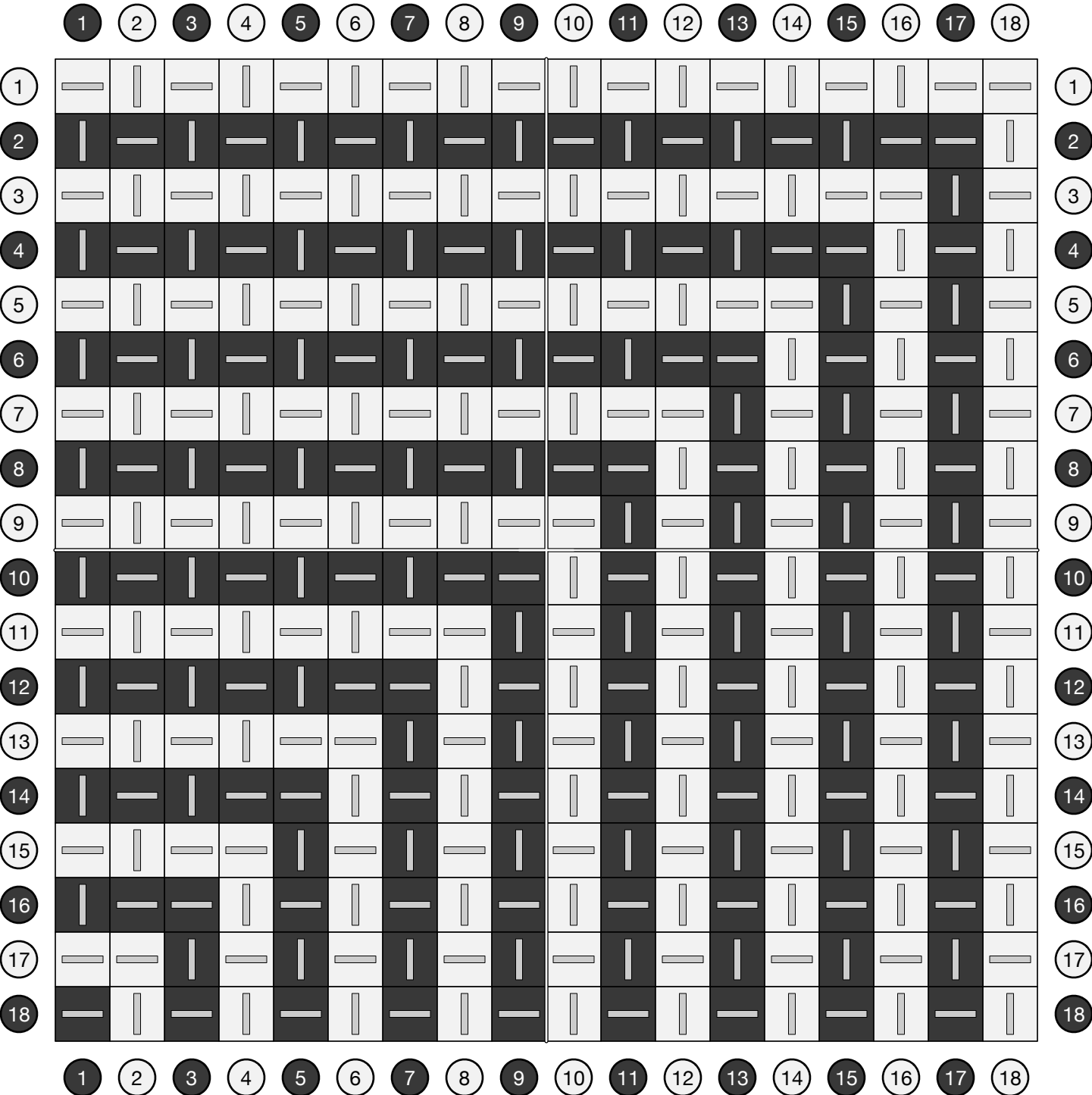



Corners

A single diagonal twill stripe gives this pattern a dramatic twist.

A simple design first charted in February 2021.

18

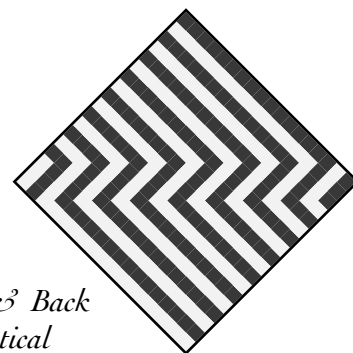
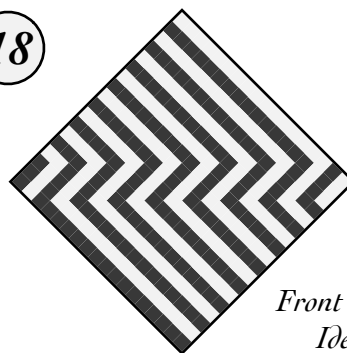


Ziggity-Do-Dah

The paired over-two column twills in the long diagonal across the center form a natural indentation across the fabric, very suitable for gripping a frying pan handle.

An original design from Dec 2021.

18



Front & Back
Identical


	1	2	3	4	5	6	7	8	9	10	11	12	13	14	15	16	17	18	
1	—		—		—		—		—		—		—		—		—		1
2		—		—		—		—		—		—		—		—		—	2
3	—		—		—		—		—		—		—		—		—		3
4		—		—		—		—		—		—		—		—		—	4
5	—		—		—		—		—		—		—		—		—		5
6		—		—		—		—		—		—		—		—		—	6
7	—		—		—		—		—		—		—		—		—		7
8		—		—		—		—		—		—		—		—		—	8
9	—		—		—		—		—		—		—		—		—		9
10		—		—		—		—		—		—		—		—		—	10
11	—		—		—		—		—		—		—		—		—		11
12		—		—		—		—		—		—		—		—		—	12
13	—		—		—		—		—		—		—		—		—		13
14		—		—		—		—		—		—		—		—		—	14
15	—		—		—		—		—		—		—		—		—		15
16		—		—		—		—		—		—		—		—		—	16
17	—		—		—		—		—		—		—		—		—		17
18		—		—		—		—		—		—		—		—		—	18
	1	2	3	4	5	6	7	8	9	10	11	12	13	14	15	16	17	18	

Twisted Corners

Three diagonal twill stripes produce a series of nested chevrons.

A simple design added to our charts in October 2022.

18





	1	2	3	4	5	6	7	8	9	10	11	12	13	14	15	16	17	18	
1	1	2	3	4	5	6	7	8	9	10	11	12	13	14	15	16	17	18	1
2	2	1	4	3	5	6	7	8	9	10	11	12	13	14	15	16	17	18	2
3	3	2	1	4	5	6	7	8	9	10	11	12	13	14	15	16	17	18	3
4	4	3	2	1	5	6	7	8	9	10	11	12	13	14	15	16	17	18	4
5	5	4	3	2	1	6	7	8	9	10	11	12	13	14	15	16	17	18	5
6	6	5	4	3	2	1	7	8	9	10	11	12	13	14	15	16	17	18	6
7	7	6	5	4	3	2	1	8	9	10	11	12	13	14	15	16	17	18	7
8	8	7	6	5	4	3	2	1	9	10	11	12	13	14	15	16	17	18	8
9	9	8	7	6	5	4	3	2	1	10	11	12	13	14	15	16	17	18	9
10	10	9	8	7	6	5	4	3	2	1	11	12	13	14	15	16	17	18	10
11	11	10	9	8	7	6	5	4	3	2	1	12	13	14	15	16	17	18	11
12	12	11	10	9	8	7	6	5	4	3	2	1	13	14	15	16	17	18	12
13	13	12	11	10	9	8	7	6	5	4	3	2	1	14	15	16	17	18	13
14	14	13	12	11	10	9	8	7	6	5	4	3	2	1	15	16	17	18	14
15	15	14	13	12	11	10	9	8	7	6	5	4	3	2	1	16	17	18	15
16	16	15	14	13	12	11	10	9	8	7	6	5	4	3	2	1	17	18	16
17	17	16	15	14	13	12	11	10	9	8	7	6	5	4	3	2	1	18	17
18	18	17	16	15	14	13	12	11	10	9	8	7	6	5	4	3	2	1	18

Parallel Corners

Five diagonal twill stripes produce a series of nested chevrons.

A simple design added to our charts in April 2022.

18

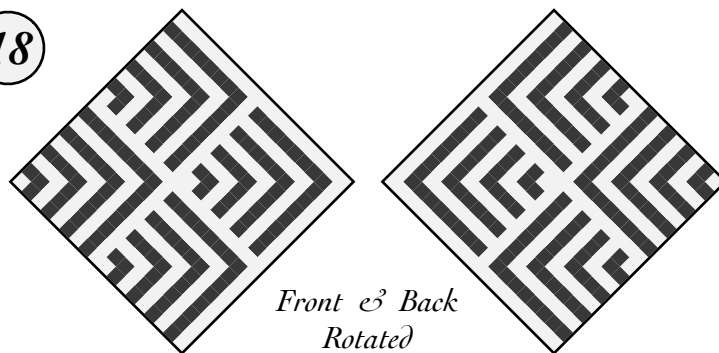


Four Corners

Multiple twill stripes produce a series of nested chevrons.

A simple design added to our charts in July 2022.

18





	1	2	3	4	5	6	7	8	9	10	11	12	13	14	15	16	17	18	
1	1	2	3	4	5	6	7	8	9	10	11	12	13	14	15	16	17	18	1
2	2	1	4	3	5	6	7	8	9	10	11	12	13	14	15	16	17	18	2
3	3	2	1	4	5	6	7	8	9	10	11	12	13	14	15	16	17	18	3
4	4	3	2	1	5	6	7	8	9	10	11	12	13	14	15	16	17	18	4
5	5	4	3	2	1	6	7	8	9	10	11	12	13	14	15	16	17	18	5
6	6	5	4	3	2	1	7	8	9	10	11	12	13	14	15	16	17	18	6
7	7	6	5	4	3	2	1	8	9	10	11	12	13	14	15	16	17	18	7
8	8	7	6	5	4	3	2	1	9	10	11	12	13	14	15	16	17	18	8
9	9	8	7	6	5	4	3	2	1	10	11	12	13	14	15	16	17	18	9
10	10	9	8	7	6	5	4	3	2	1	11	12	13	14	15	16	17	18	10
11	11	10	9	8	7	6	5	4	3	2	1	12	13	14	15	16	17	18	11
12	12	11	10	9	8	7	6	5	4	3	2	1	13	14	15	16	17	18	12
13	13	12	11	10	9	8	7	6	5	4	3	2	1	14	15	16	17	18	13
14	14	13	12	11	10	9	8	7	6	5	4	3	2	1	15	16	17	18	14
15	15	14	13	12	11	10	9	8	7	6	5	4	3	2	1	16	17	18	15
16	16	15	14	13	12	11	10	9	8	7	6	5	4	3	2	1	17	18	16
17	17	16	15	14	13	12	11	10	9	8	7	6	5	4	3	2	1	18	17
18	18	17	16	15	14	13	12	11	10	9	8	7	6	5	4	3	2	1	18

Diverging Corners

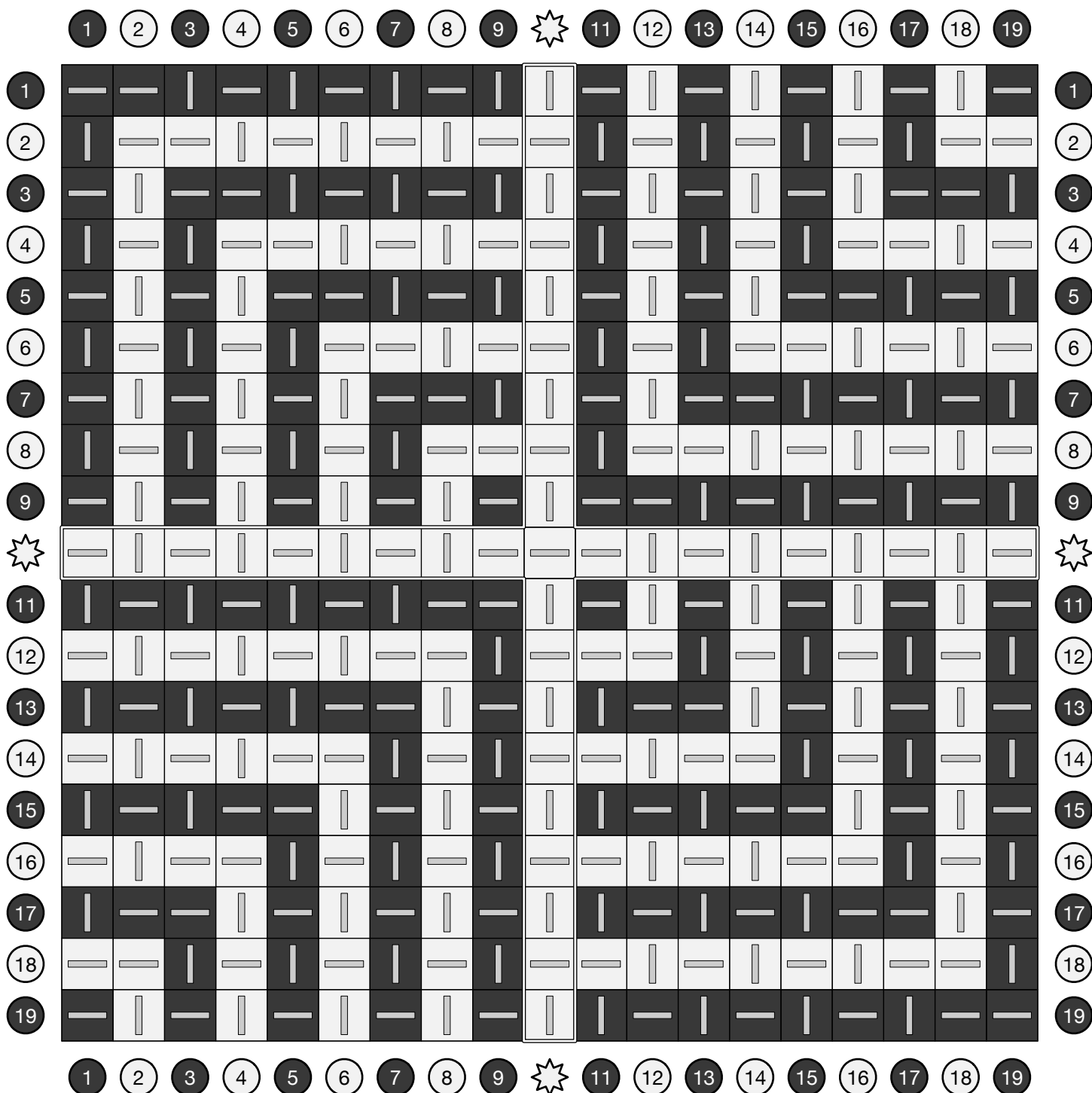
Multiple twill stripes produce a series of nested chevrons.

A simple design added to our charts in July 2022.

19



Front & Back
Rotated




Diverging Corners


Multiple twill stripes produce a series of nested chevrons.

A simple design added to our charts in April 2022.

18



Front & Back
Rotated



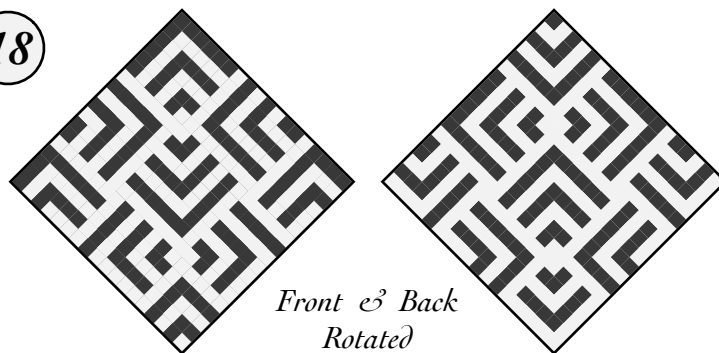
	1	2	3	4	5	6	7	8	9	10	11	12	13	14	15	16	17	18	
1	1	2	3	4	5	6	7	8	9	10	11	12	13	14	15	16	17	18	1
2	1	2	3	4	5	6	7	8	9	10	11	12	13	14	15	16	17	18	2
3	1	2	3	4	5	6	7	8	9	10	11	12	13	14	15	16	17	18	3
4	1	2	3	4	5	6	7	8	9	10	11	12	13	14	15	16	17	18	4
5	1	2	3	4	5	6	7	8	9	10	11	12	13	14	15	16	17	18	5
6	1	2	3	4	5	6	7	8	9	10	11	12	13	14	15	16	17	18	6
7	1	2	3	4	5	6	7	8	9	10	11	12	13	14	15	16	17	18	7
8	1	2	3	4	5	6	7	8	9	10	11	12	13	14	15	16	17	18	8
9	1	2	3	4	5	6	7	8	9	10	11	12	13	14	15	16	17	18	9
10	1	2	3	4	5	6	7	8	9	10	11	12	13	14	15	16	17	18	10
11	1	2	3	4	5	6	7	8	9	10	11	12	13	14	15	16	17	18	11
12	1	2	3	4	5	6	7	8	9	10	11	12	13	14	15	16	17	18	12
13	1	2	3	4	5	6	7	8	9	10	11	12	13	14	15	16	17	18	13
14	1	2	3	4	5	6	7	8	9	10	11	12	13	14	15	16	17	18	14
15	1	2	3	4	5	6	7	8	9	10	11	12	13	14	15	16	17	18	15
16	1	2	3	4	5	6	7	8	9	10	11	12	13	14	15	16	17	18	16
17	1	2	3	4	5	6	7	8	9	10	11	12	13	14	15	16	17	18	17
18	1	2	3	4	5	6	7	8	9	10	11	12	13	14	15	16	17	18	18

Intersecting Corners

Multiple twill stripes produce a series of nested chevrons.

Adapted in July 2022 from a fabric image shared by Deborah Jean Cohen.

18




	1	2	3	4	5	6	7	8	9	10	11	12	13	14	15	16	17	18	
1		—		—		—		—		—		—		—		—		—	1
2			—		—		—		—		—		—		—		—		2
3	—			—		—		—		—		—		—		—		—	3
4		—			—		—		—		—		—		—		—		4
5	—		—			—		—		—		—		—		—		—	5
6		—		—			—		—		—		—		—		—		6
7	—		—		—	—			—		—		—		—		—		7
8		—		—	—		—			—		—		—		—		—	8
9	—		—	—		—		—			—		—		—		—	—	9
10		—	—		—		—		—			—		—		—	—		10
11	—	—		—		—		—		—			—		—	—		—	11
12	—		—		—		—		—		—		—		—		—		12
13		—		—		—		—		—		—		—		—		—	13
14	—		—		—		—		—		—		—		—		—		14
15		—		—		—		—		—		—		—		—		—	15
16			—		—		—		—		—		—		—		—		16
17	—			—		—		—		—	—		—		—			—	17
18		—			—		—		—	—		—		—		—			18
	1	2	3	4	5	6	7	8	9	10	11	12	13	14	15	16	17	18	

Tiny Intersecting Corners

Multiple twill stripes produce a series of nested chevrons.

Adapted in July 2022 from a fabric image shared by Deborah Jean Cohen.

18




	1	2	3	4	5	6	7	8	9	10	11	12	13	14	15	16	17	18	
1		—		—		—		—	—			—		—		—		—	1
2			—		—		—	—		—			—		—		—	—	2
3	—			—		—	—		—		—			—		—	—		3
4		—			—	—		—		—		—			—	—		—	4
5	—		—	—			—		—		—		—	—			—		5
6		—	—		—		—	—		—		—	—		—			—	6
7	—	—		—		—			—		—	—		—		—			7
8	—		—		—		—			—	—		—		—		—		8
9		—		—		—		—		—		—		—		—		—	9
10	—		—		—		—		—		—		—		—		—		10
11		—		—		—		—	—			—		—		—		—	11
12			—		—		—	—		—			—		—		—	—	12
13	—			—		—	—		—		—			—		—	—		13
14		—			—	—		—		—		—			—	—		—	14
15	—		—	—			—		—		—		—	—			—		15
16		—	—		—		—	—		—		—	—		—			—	16
17	—	—		—		—			—		—	—		—		—			17
18	—		—		—		—			—	—		—		—		—		18
	1	2	3	4	5	6	7	8	9	10	11	12	13	14	15	16	17	18	


Noughts and Crosses

Squares on one side, crosses on the other.

18



Front & Back

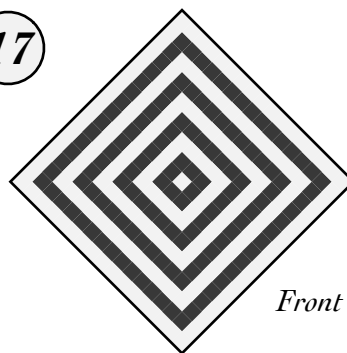


	1	2	3	4	5	6	7	8	9	10	11	12	13	14	15	16	17	18	
1	—	—		—		—		—			—		—		—		—		1
2		—	—		—		—		—	—		—		—		—		—	2
3	—		—	—		—		—			—		—		—			—	3
4		—		—	—		—		—	—		—		—		—		—	4
5	—		—		—	—		—			—		—			—		—	5
6		—		—		—	—		—	—		—		—		—		—	6
7	—		—		—		—	—			—		—			—		—	7
8		—		—		—		—	—	—			—		—		—		8
9	—		—		—		—		—			—		—		—		—	9
10	—		—		—		—			—		—		—		—		—	10
11		—		—		—			—	—	—		—		—		—		11
12	—		—		—			—			—	—		—		—		—	12
13		—		—			—		—	—		—	—		—		—		13
14	—		—			—		—			—		—	—		—		—	14
15		—			—		—		—	—		—		—	—		—		15
16	—			—		—		—			—		—		—	—		—	16
17			—		—		—		—	—		—		—		—	—		17
18		—		—		—		—			—		—		—		—	—	18
	1	2	3	4	5	6	7	8	9	10	11	12	13	14	15	16	17	18	



Noughts and Crosses

Squares on one side, crosses on the other.

17





Front & Back




Tiny Square Tiles

Squares on each side; centered on one side and offset on the other.

19



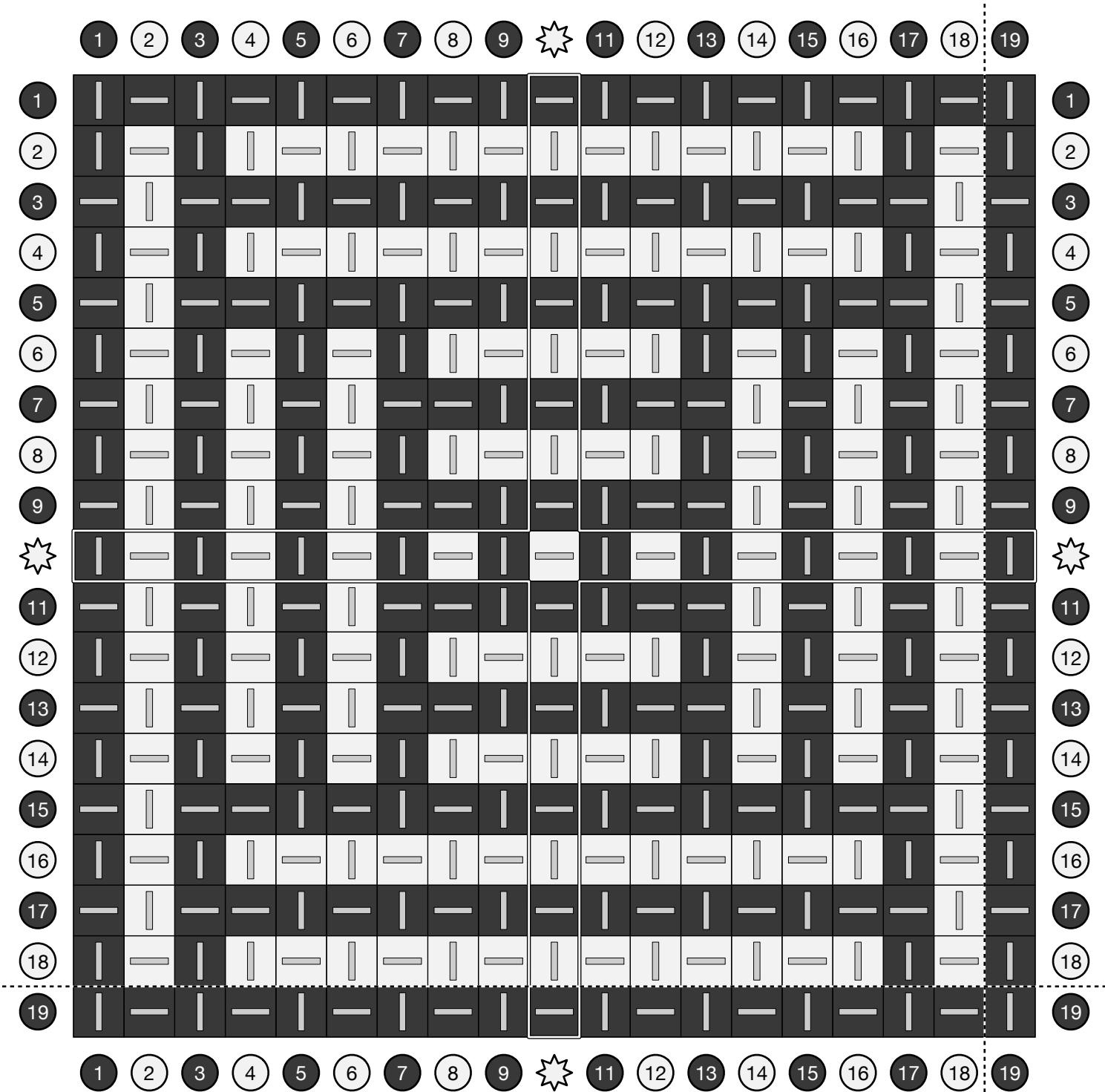
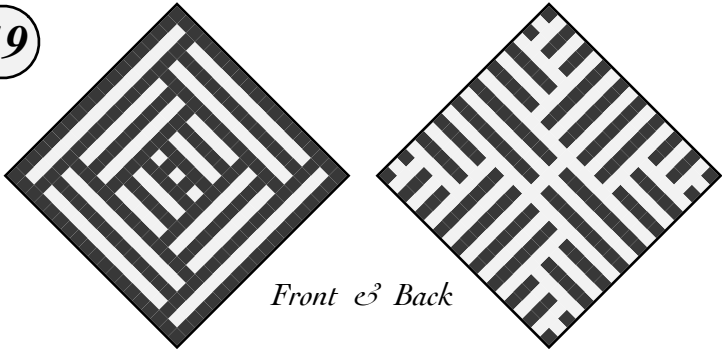
Front & Back
Offset



Stacked Blocks

Nesting sets of parallel lines form step pyramids on each side.

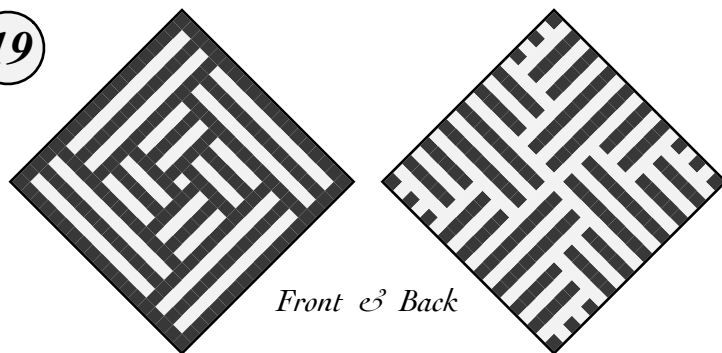
19



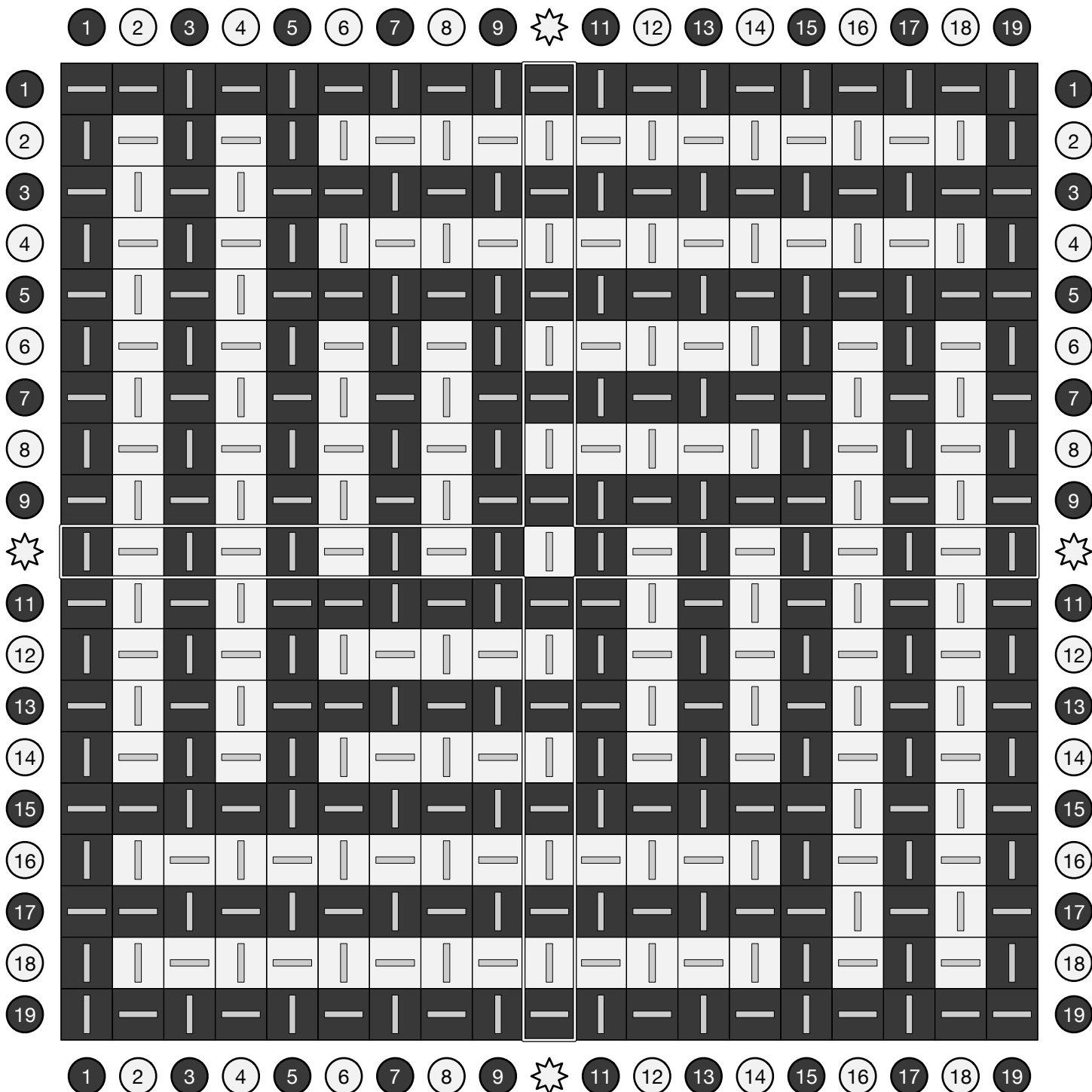
Offset Stacked Blocks

Nesting sets of parallel lines form step pyramids on each side.

19





Front & Back



Radiating Boxes

An original design from April 2022.



19



Radiating Boxes

An original design from April 2022.

18



*Front & Back
Completely Different*



	1	2	3	4	5	6	7	8	9	10	11	12	13	14	15	16	17	18	
1	1	2	3	4	5	6	7	8	9	10	11	12	13	14	15	16	17	18	1
2	1	2	3	4	5	6	7	8	9	10	11	12	13	14	15	16	17	18	2
3	1	2	3	4	5	6	7	8	9	10	11	12	13	14	15	16	17	18	3
4	1	2	3	4	5	6	7	8	9	10	11	12	13	14	15	16	17	18	4
5	1	2	3	4	5	6	7	8	9	10	11	12	13	14	15	16	17	18	5
6	1	2	3	4	5	6	7	8	9	10	11	12	13	14	15	16	17	18	6
7	1	2	3	4	5	6	7	8	9	10	11	12	13	14	15	16	17	18	7
8	1	2	3	4	5	6	7	8	9	10	11	12	13	14	15	16	17	18	8
9	1	2	3	4	5	6	7	8	9	10	11	12	13	14	15	16	17	18	9
10	1	2	3	4	5	6	7	8	9	10	11	12	13	14	15	16	17	18	10
11	1	2	3	4	5	6	7	8	9	10	11	12	13	14	15	16	17	18	11
12	1	2	3	4	5	6	7	8	9	10	11	12	13	14	15	16	17	18	12
13	1	2	3	4	5	6	7	8	9	10	11	12	13	14	15	16	17	18	13
14	1	2	3	4	5	6	7	8	9	10	11	12	13	14	15	16	17	18	14
15	1	2	3	4	5	6	7	8	9	10	11	12	13	14	15	16	17	18	15
16	1	2	3	4	5	6	7	8	9	10	11	12	13	14	15	16	17	18	16
17	1	2	3	4	5	6	7	8	9	10	11	12	13	14	15	16	17	18	17
18	1	2	3	4	5	6	7	8	9	10	11	12	13	14	15	16	17	18	18

Square Spiral

Offset twill wales cause this spiral to grow on each cycle.

Adapted from *Orimono Soshiki Hen* by Kiju Yoshida (1903), archived at handweaving.net (#50018).

18

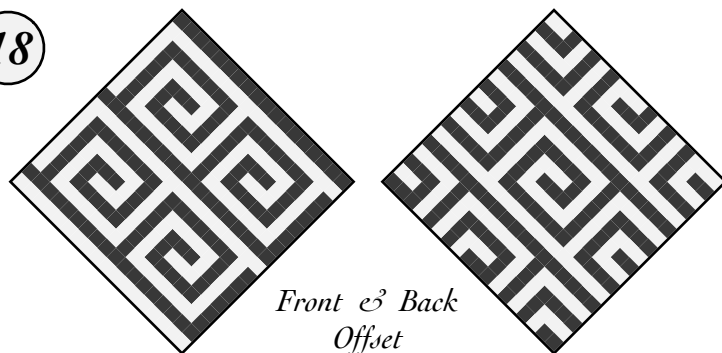


Small Square Spiral Bands

18

Offset twill wales cause this spiral to grow on each cycle.

Adapted from *Orimono Soshiki Hen* by Kiju Yoshida (1903), archived at handweaving.net (#50018).



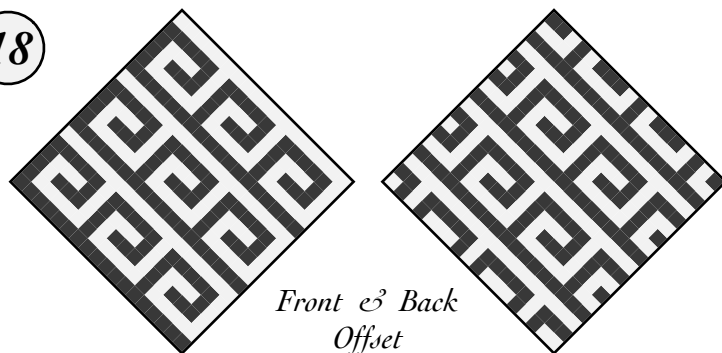
	1	2	3	4	5	6	7	8	9	10	11	12	13	14	15	16	17	18	
1	—		—		—		—		—		—		—		—		—		1
2		—		—		—		—		—		—		—		—		—	2
3		—	—		—		—			—	—		—		—			—	3
4	—		—	—		—			—		—		—			—		—	4
5		—		—	—			—		—		—			—		—		5
6	—		—			—	—		—		—		—			—		—	6
7		—			—		—	—		—		—		—			—		7
8	—			—		—		—	—			—		—		—		—	8
9	—		—		—		—		—		—		—		—		—		9
10		—		—		—		—		—		—		—		—		—	10
11		—	—		—		—			—	—		—		—			—	11
12	—		—	—		—			—		—		—			—		—	12
13		—		—	—			—		—		—			—		—		13
14	—		—			—	—		—		—		—			—		—	14
15		—			—		—	—		—		—		—			—		15
16	—			—		—		—		—		—			—		—		16
17	—		—		—		—		—		—		—		—		—		17
18		—		—		—		—		—		—		—		—		—	18
	1	2	3	4	5	6	7	8	9	10	11	12	13	14	15	16	17	18	

Tiny Square Spiral Bands

18

Offset twill wales cause this spiral to grow on each cycle.

Adapted from *Orimono Soshiki Hen* by Kiju Yoshida (1903), archived at handweaving.net (#50018).




	1	2	3	4	5	6	7	8	9	10	11	12	13	14	15	16	17	18	
1	—		—		—		—		—		—		—		—		—		1
2	—	—		—			—	—		—			—	—		—			2
3		—	—			—		—	—			—		—	—			—	3
4	—			—	—		—			—	—		—			—	—		4
5			—		—	—			—		—	—			—		—	—	5
6		—		—		—		—		—		—		—		—		—	6
7	—		—		—		—		—		—		—		—		—		7
8	—	—		—			—	—		—			—	—		—			8
9		—	—			—		—	—			—		—	—			—	9
10	—			—	—		—			—	—		—			—	—		10
11			—		—	—			—		—	—			—		—	—	11
12		—		—		—		—		—		—		—		—		—	12
13	—		—		—		—		—		—		—		—		—		13
14	—	—		—			—	—		—			—	—		—			14
15		—	—			—		—	—			—		—	—			—	15
16	—			—	—		—			—	—		—			—	—		16
17			—		—	—			—		—	—			—		—	—	17
18		—		—		—		—		—		—		—		—		—	18
	1	2	3	4	5	6	7	8	9	10	11	12	13	14	15	16	17	18	



Square Double Spiral

Offset twill wales cause this spiral to grow on each cycle.

18



Front & Back


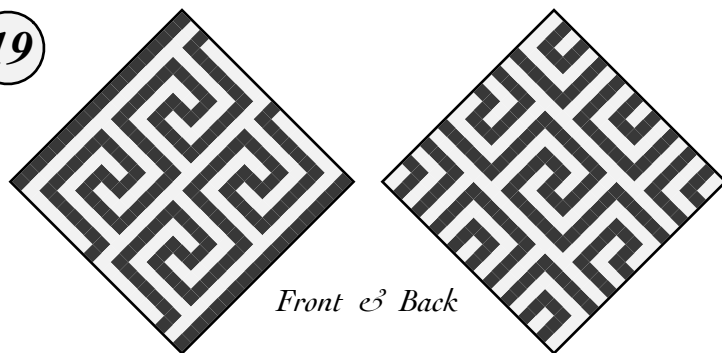


Greek Key

This pattern uses an artistic motif called a "meander" found in Greek art and architecture since antiquity. The back has the same design, but offset.

An original pattern created in December 2020 and adapted for 19 pegs in November 2023.



19




Greek Half-Key

This pattern uses an artistic motif called a "meander" found in Greek art and architecture since antiquity. The back has the same design, but offset.

19



Front & Back
Offset

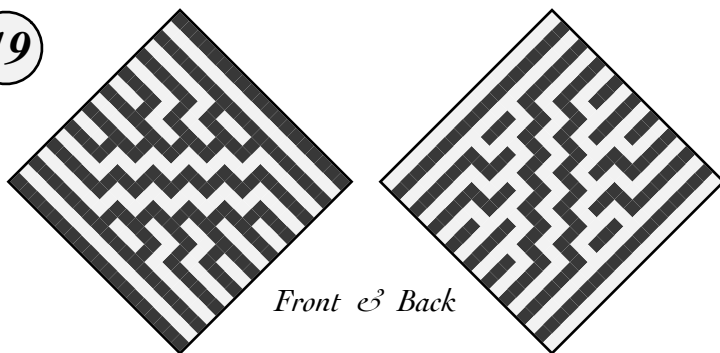


Criss-Cross


Parallel lines are interrupted by a bold set of diagonals that form an X shape in the center.

An original design conceived in December 2021 and charted in November 2022.

19



Front & Back

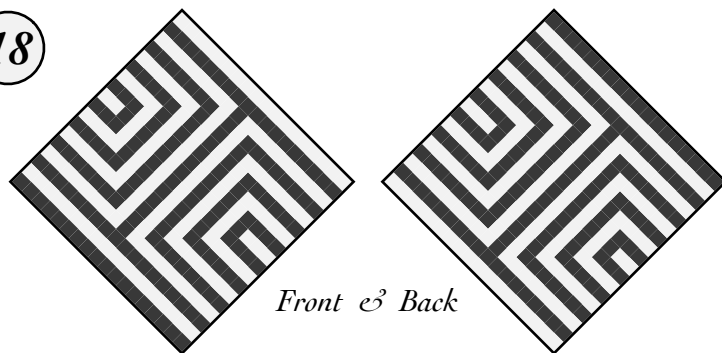


Floating Diamond

A smaller version of the floating-diamond pattern for traditional size looms.

For better symmetry, omit loop 18 in each direction.

18



Front c Back


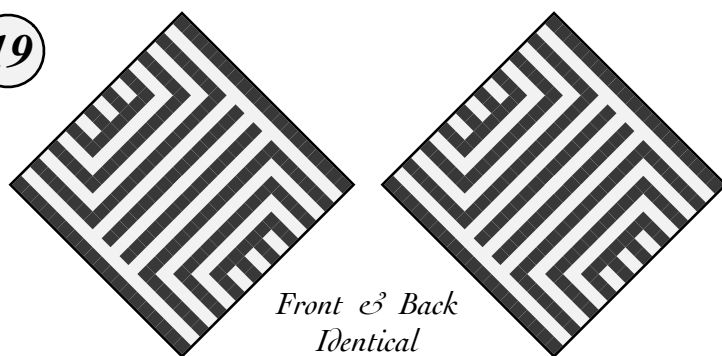
	1	2	3	4	5	6	7	8	9	10	11	12	13	14	15	16	17	18	
1	—		—		—		—		—		—		—		—		—		1
2		—		—		—		—		—		—		—		—		—	2
3	—		—		—		—		—		—		—		—		—		3
4		—		—		—		—		—		—		—		—		—	4
5	—		—		—		—		—		—		—		—		—		5
6		—		—		—		—		—		—		—		—		—	6
7	—		—		—		—		—		—		—		—		—		7
8		—		—		—		—		—		—		—		—		—	8
9	—		—		—		—		—		—		—		—		—		9
10		—		—		—		—		—		—		—		—		—	10
11	—		—		—		—		—		—		—		—		—		11
12		—		—		—		—		—		—		—		—		—	12
13	—		—		—		—		—		—		—		—		—		13
14		—		—		—		—		—		—		—		—		—	14
15	—		—		—		—		—		—		—		—		—		15
16		—		—		—		—		—		—		—		—		—	16
17	—		—		—		—		—		—		—		—		—		17
18		—		—		—		—		—		—		—		—		—	18

Floating Circle

Worked in mostly tabby (over/under) weaving, mirrored pairs of over-two floats change the line directions to create the optical illusion of a circle.

Adapted from *Die farbige Gewebemusterung* by Franz Donat (1907), plate 59, figure 2.

19

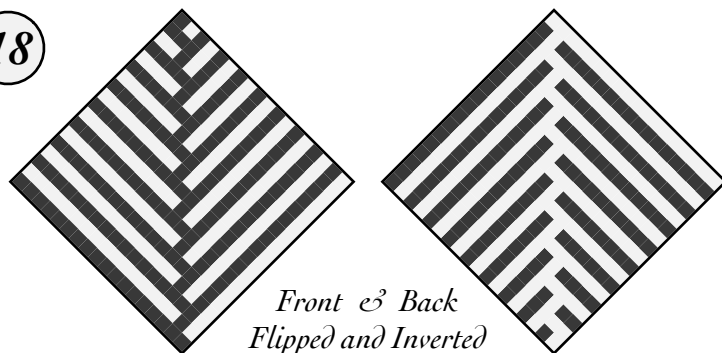


Branch

A diagonal stripe of alternating floats generates a series of diverging lines. The puffy floats form a rib that stands out from the flatter sections of the fabric.

A simple design first charted in May 2022.

18

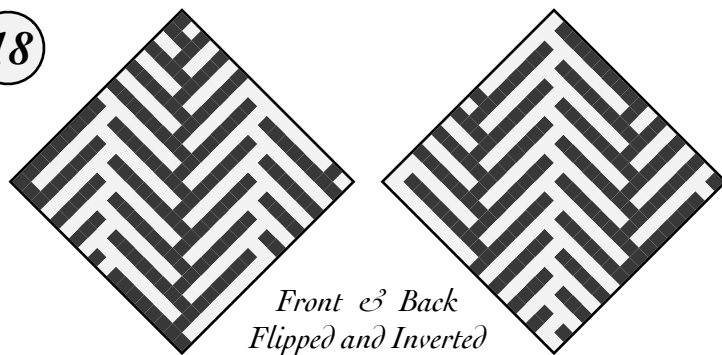


	1	2	3	4	5	6	7	8	9	10	11	12	13	14	15	16	17	18	
1		—		—		—		—		—		—		—		—		—	1
2		—	—		—		—		—		—		—		—		—		2
3	—			—		—		—		—		—		—		—		—	3
4		—		—	—		—		—		—		—		—		—		4
5	—		—			—		—		—		—		—		—		—	5
6		—		—		—	—		—		—		—		—		—		6
7	—		—		—			—		—		—		—		—		—	7
8		—		—		—		—	—		—		—		—		—		8
9	—		—		—		—			—		—		—		—		—	9
10		—		—		—		—		—	—		—		—		—		10
11	—		—		—		—		—			—		—		—		—	11
12		—		—		—		—		—		—	—		—		—		12
13	—		—		—		—		—			—		—		—		—	13
14		—		—		—		—		—		—		—	—		—		14
15	—		—		—		—		—			—		—		—		—	15
16		—		—		—		—		—		—		—		—	—		16
17	—		—		—		—		—			—		—		—		—	17
18		—		—		—		—		—		—		—		—		—	18
	1	2	3	4	5	6	7	8	9	10	11	12	13	14	15	16	17	18	

Parallel Branches (Arms of 6) 18

A diagonal stripe of alternating floats generates a series of diverging lines. The puffy floats form a rib that stands out from the flatter sections of the fabric.

A simple design first charted in May 2022.


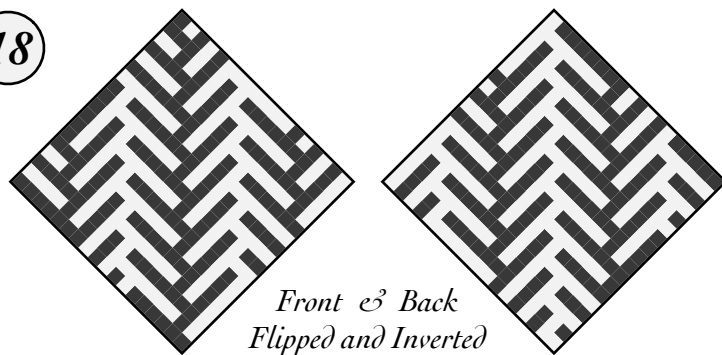


	1	2	3	4	5	6	7	8	9	10	11	12	13	14	15	16	17	18	
1	1	2	3	4	5	6	7	8	9	10	11	12	13	14	15	16	17	18	1
2	1	2	3	4	5	6	7	8	9	10	11	12	13	14	15	16	17	18	2
3	1	2	3	4	5	6	7	8	9	10	11	12	13	14	15	16	17	18	3
4	1	2	3	4	5	6	7	8	9	10	11	12	13	14	15	16	17	18	4
5	1	2	3	4	5	6	7	8	9	10	11	12	13	14	15	16	17	18	5
6	1	2	3	4	5	6	7	8	9	10	11	12	13	14	15	16	17	18	6
7	1	2	3	4	5	6	7	8	9	10	11	12	13	14	15	16	17	18	7
8	1	2	3	4	5	6	7	8	9	10	11	12	13	14	15	16	17	18	8
9	1	2	3	4	5	6	7	8	9	10	11	12	13	14	15	16	17	18	9
10	1	2	3	4	5	6	7	8	9	10	11	12	13	14	15	16	17	18	10
11	1	2	3	4	5	6	7	8	9	10	11	12	13	14	15	16	17	18	11
12	1	2	3	4	5	6	7	8	9	10	11	12	13	14	15	16	17	18	12
13	1	2	3	4	5	6	7	8	9	10	11	12	13	14	15	16	17	18	13
14	1	2	3	4	5	6	7	8	9	10	11	12	13	14	15	16	17	18	14
15	1	2	3	4	5	6	7	8	9	10	11	12	13	14	15	16	17	18	15
16	1	2	3	4	5	6	7	8	9	10	11	12	13	14	15	16	17	18	16
17	1	2	3	4	5	6	7	8	9	10	11	12	13	14	15	16	17	18	17
18	1	2	3	4	5	6	7	8	9	10	11	12	13	14	15	16	17	18	18
	1	2	3	4	5	6	7	8	9	10	11	12	13	14	15	16	17	18	

Parallel Branches (Arms of 4) 18

A diagonal stripe of alternating floats generates a series of diverging lines. The puffy floats form a rib that stands out from the flatter sections of the fabric.


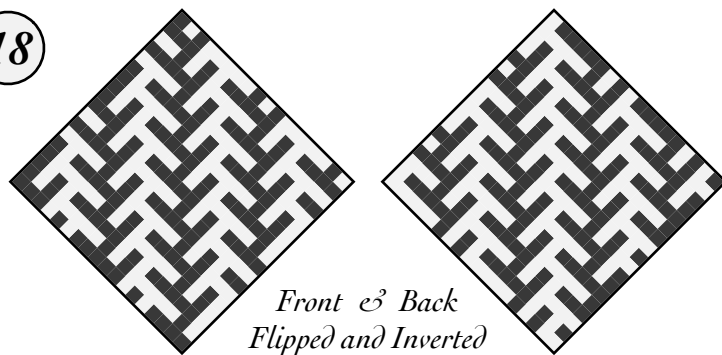
A simple design first charted in May 2022.



Parallel Branches (Arms of 2) 18

A diagonal stripe of alternating floats generates a series of diverging lines. The puffy floats form a rib that stands out from the flatter sections of the fabric.



A simple design first charted in May 2022.




Blocks and Crosses

A repeating pattern of pierced squares and crosses.

19





Front & Back
Different




Breeze Block

Adapted from *Die farbige Gewebemusterung* by Franz Donat (1907), plate 36, figure 6.

19





Front & Back
Different




Crazy Eights

A puffy modified-twill fabric. When taken off the loom, the enclosed spots shrink as the figure-eight and contrasting square motifs pull up around them.

19



Front & Back





Fish Scales


A repeating pattern of small nested chevrons reminiscent of scales.

First charted in December 2021; revised June 2022.

18



Front & Back
Inverted & Flipped

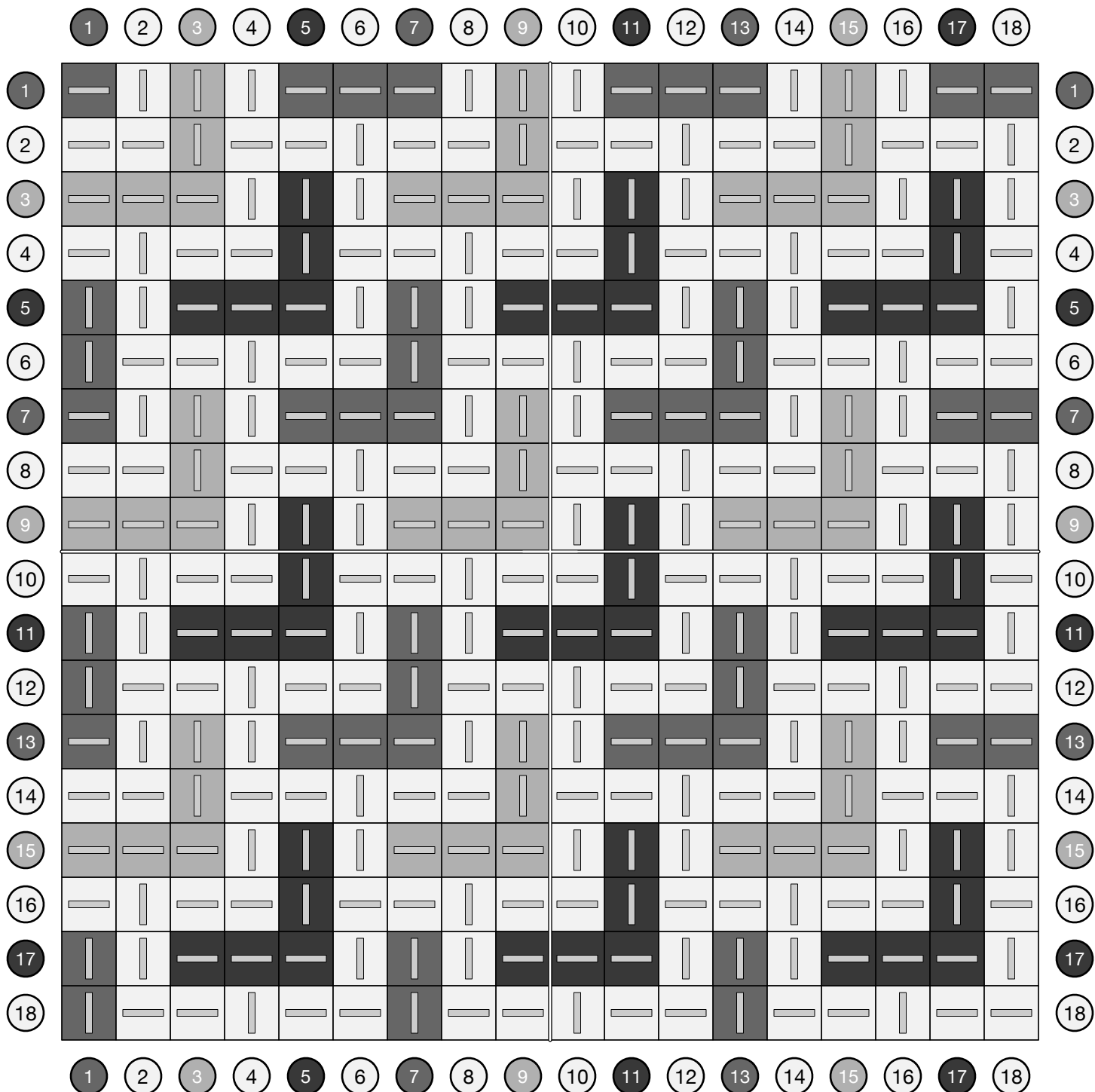
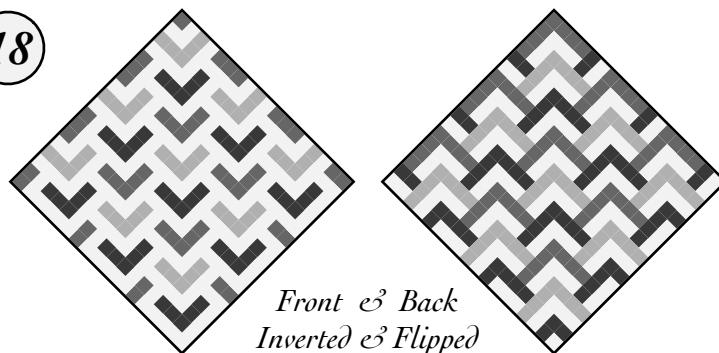


Three-Color Fish Scales

18

This thick weave features three different colors of nested chevrons.

Threading in both directions follows an ABACAD pattern starting from the bottom-right corner. Weaving switches between rows of O2/U1 and rows of O3/U3, shifting over one on each row.




It's Raining Hearts (Hallelujah)

18

Diagonal lines of hearts make a sweet pattern, and repeated in the opposite direction on the flip side. Numerous twills produce a soft and comfy fabric.

An original design created for our 25th anniversary in February 2021.



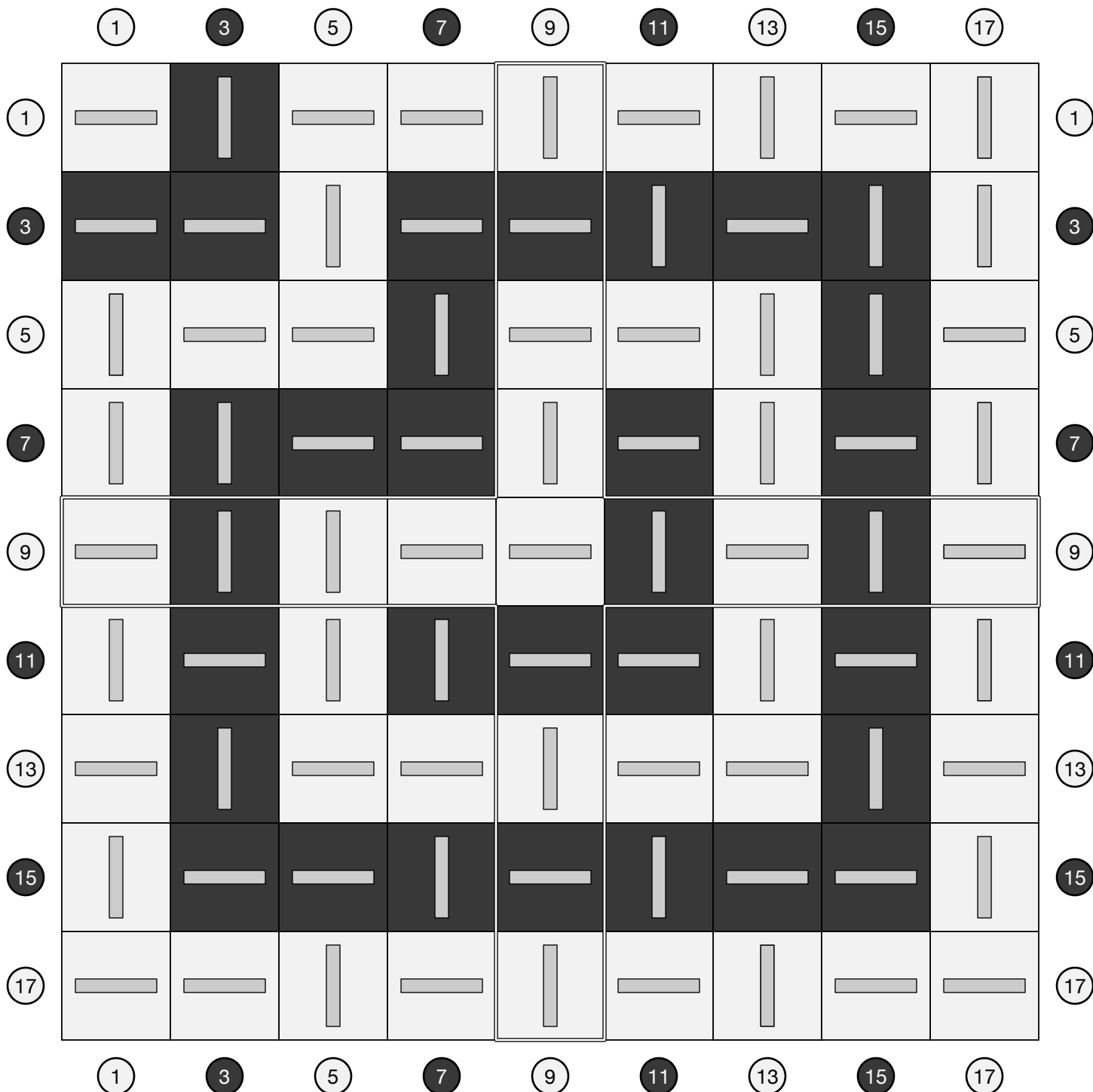
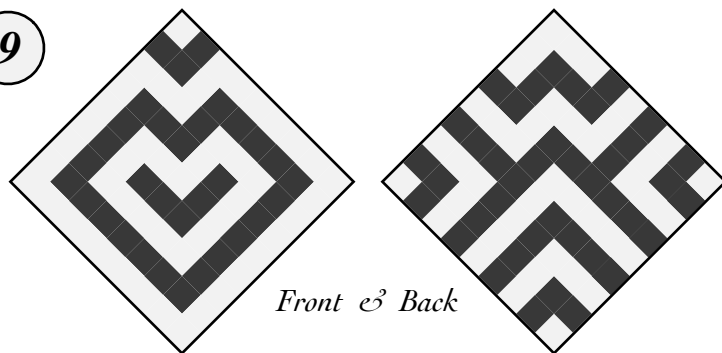
	1	2	3	4	5	6	7	8	9	10	11	12	13	14	15	16	17	18	
1	1	1	1	1	1	1	1	1	1	1	1	1	1	1	1	1	1	1	1
2	1	1	1	1	1	1	1	1	1	1	1	1	1	1	1	1	1	1	1
3	1	1	1	1	1	1	1	1	1	1	1	1	1	1	1	1	1	1	1
4	1	1	1	1	1	1	1	1	1	1	1	1	1	1	1	1	1	1	1
5	1	1	1	1	1	1	1	1	1	1	1	1	1	1	1	1	1	1	1
6	1	1	1	1	1	1	1	1	1	1	1	1	1	1	1	1	1	1	1
7	1	1	1	1	1	1	1	1	1	1	1	1	1	1	1	1	1	1	1
8	1	1	1	1	1	1	1	1	1	1	1	1	1	1	1	1	1	1	1
9	1	1	1	1	1	1	1	1	1	1	1	1	1	1	1	1	1	1	1
10	1	1	1	1	1	1	1	1	1	1	1	1	1	1	1	1	1	1	1
11	1	1	1	1	1	1	1	1	1	1	1	1	1	1	1	1	1	1	1
12	1	1	1	1	1	1	1	1	1	1	1	1	1	1	1	1	1	1	1
13	1	1	1	1	1	1	1	1	1	1	1	1	1	1	1	1	1	1	1
14	1	1	1	1	1	1	1	1	1	1	1	1	1	1	1	1	1	1	1
15	1	1	1	1	1	1	1	1	1	1	1	1	1	1	1	1	1	1	1
16	1	1	1	1	1	1	1	1	1	1	1	1	1	1	1	1	1	1	1
17	1	1	1	1	1	1	1	1	1	1	1	1	1	1	1	1	1	1	1
18	1	1	1	1	1	1	1	1	1	1	1	1	1	1	1	1	1	1	1
	1	2	3	4	5	6	7	8	9	10	11	12	13	14	15	16	17	18	

It's Raining Hearts (Hallelujah) 9

With thanks to an example by Katie Warner Waller.

Diagonal lines of hearts make a sweet pattern, and repeated in the opposite direction on the flip side. Numerous twills produce a soft and comfy fabric.

An original design created for our 25th anniversary in February 2021.




Pulsating Heart



An enormous pulsating heart fills the universe
(and this potholder) with waves of pure love.

An original design created for our 25th anniversary
in February 2021, and expanded in June 2022.

18




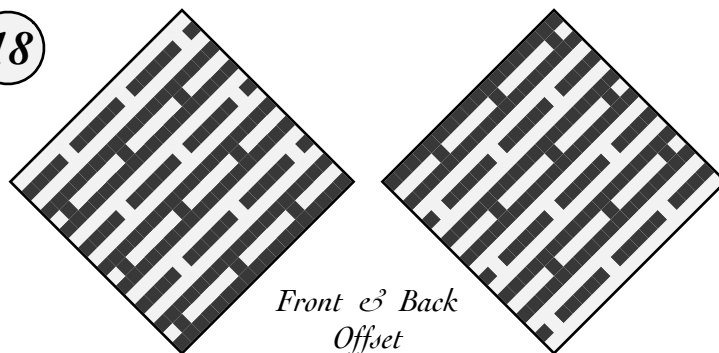
Front & Back
Offset



Parallel Bands

Adapted from *Orimono Sashiki Hen* by Kiju Yoshida (1903), archived at handweaving.net (#50010).


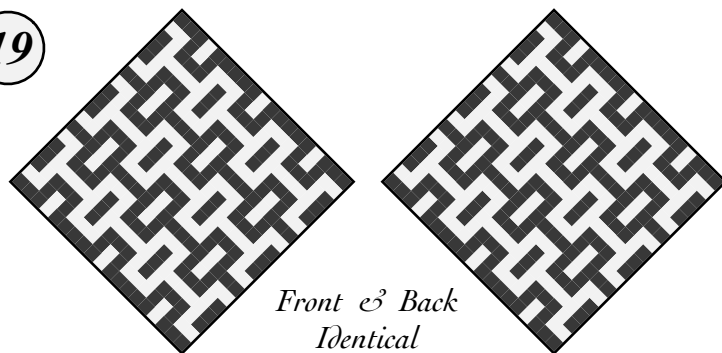
18



Nested Bands

Adapted from *Die färbige Gewebemusterung* by Franz Donat (1907), archived at handweaving.net (#63518).

19





Fifties Banded Flair

18


The neat rows of interlocking Greek keys and parallel rectangles soften when removed from the loom, leaving a pattern of organic shapes distributed between even straight lines.

An original design charted in April 2022.

For better symmetry, omit loop 18 in each direction.



Front & Back
Inverted & Flipped




Pierced Lattice


This pattern dramatically alters when removed from the loom, with the smallest single-pick spots on each side disappearing, and the H shapes on the front merging into long vertical bars.

Adapted from a weaving draft by Kris Bruland archived on handweaving.net (#79786).

19



Front & Back
Offset



	1	2	3	4	5	6	7	8	9	★	11	12	13	14	15	16	17	18	19	
1	—			—			—			—			—			—			—	1
2	—	—				—	—	—				—	—					—	—	2
3		—	—		—	—		—	—		—	—		—	—		—	—		3
4			—	—	—				—	—	—				—	—	—			4
5		—	—		—	—		—	—		—	—		—	—		—	—		5
6	—	—				—	—	—				—	—					—	—	6
7	—			—			—			—			—			—			—	7
8	—	—				—	—	—				—	—					—	—	8
9		—	—		—	—		—	—		—	—		—	—		—	—		9
★			—	—	—				—	—	—				—	—	—			★
11		—	—		—	—		—	—		—	—		—	—		—	—		11
12	—	—				—	—	—				—	—					—	—	12
13	—			—			—			—			—			—			—	13
14	—	—				—	—	—				—	—					—	—	14
15		—	—		—	—		—	—		—	—		—	—		—	—		15
16			—	—	—				—	—	—				—	—	—			16
17		—	—		—	—		—	—		—	—		—	—		—	—		17
18	—	—				—	—	—				—	—					—	—	18
19	—			—			—			—			—			—			—	19
	1	2	3	4	5	6	7	8	9	★	11	12	13	14	15	16	17	18	19	

Tri-Color Pierced Lattice

19

This pattern dramatically alters when removed from the loom, with the smallest single-pick spots on each side disappearing, and the H shapes on the front merging into long vertical bars.

Adapted from a weaving draft by Kris Bruland archived on handweaving.net (#79786).

