



Piglet's Portfolio *of Priceless* Potholder Patterns

SECTION II

Basketweave

Seven-Inch (“Traditional”) Charts Only

*Created By Piglet Evans &
Matthew Simon Cavalletto*



December 2023 Edition



For the latest charts, visit potholders.piglet.org.
You may use, print, copy, & share these charts freely.
Open content licensed under Creative Commons CC-By-SA.

Contents: Section II – Basketweave

Two-Two Basketweave

Two-Two Basketweave	<i>27, 18</i>	1
Basketweave Stripes	<i>27, 18</i>	3
Basketweave Log Cabin	<i>28</i>	5
Basketweave Steps	<i>28, 18</i>	6

Three-Three Basketweave

Three-Three Basketweave	<i>27, 18</i>	8
-------------------------	---------------	---

Half Basketweave

Half Basketweave	<i>27</i>	10
Half Basketweave Stripes	<i>27, 18</i>	11

Two-One Basketweave

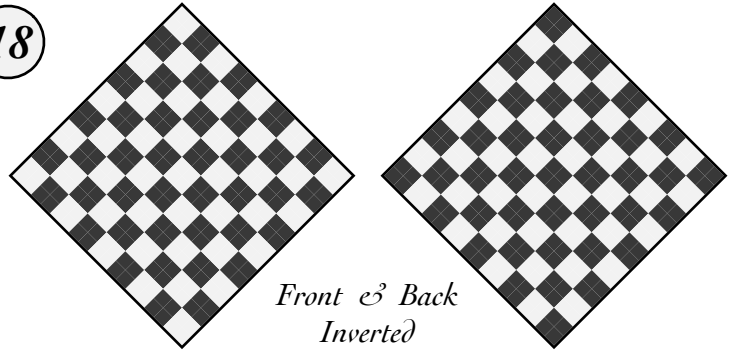
Two-One Basketweave	<i>27, 18</i>	13
Two-One Basketweave Grid	<i>18</i>	15
Two-One Basketweave Bands	<i>19</i>	16

Alternating Basketweave

Fragile Ladders	<i>27</i>	17
Chunky Ladders	<i>27</i>	18

Two-Two Basketweave

18



For an absorbent coaster, try a basketweave tabby.


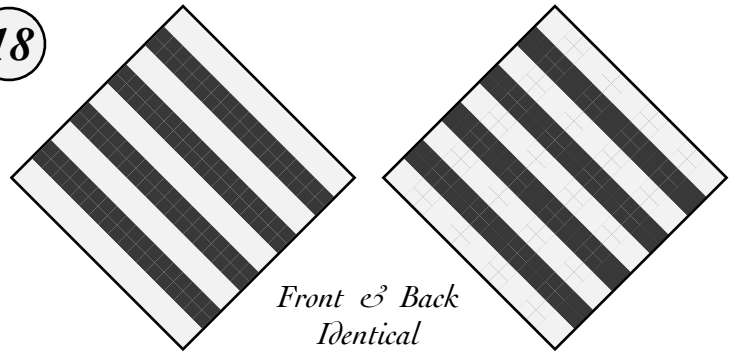
Similar to a tabby, but with multiple warp and weft threads in each shed.

	1	2	3	4	5	6	7	8	9	10	11	12	13	14	15	16	17	18	
1	⌋	⌋	—	—	⌋	⌋	—	—	⌋	⌋	—	—	⌋	⌋	—	—	⌋	⌋	1
2	⌋	⌋	—	—	⌋	⌋	—	—	⌋	⌋	—	—	⌋	⌋	—	—	⌋	⌋	2
3	—	—	⌋	⌋	—	—	⌋	⌋	—	—	⌋	⌋	—	—	⌋	⌋	—	—	3
4	—	—	⌋	⌋	—	—	⌋	⌋	—	—	⌋	⌋	—	—	⌋	⌋	—	—	4
5	⌋	⌋	—	—	⌋	⌋	—	—	⌋	⌋	—	—	⌋	⌋	—	—	⌋	⌋	5
6	⌋	⌋	—	—	⌋	⌋	—	—	⌋	⌋	—	—	⌋	⌋	—	—	⌋	⌋	6
7	—	—	⌋	⌋	—	—	⌋	⌋	—	—	⌋	⌋	—	—	⌋	⌋	—	—	7
8	—	—	⌋	⌋	—	—	⌋	⌋	—	—	⌋	⌋	—	—	⌋	⌋	—	—	8
9	⌋	⌋	—	—	⌋	⌋	—	—	⌋	⌋	—	—	⌋	⌋	—	—	⌋	⌋	9
10	⌋	⌋	—	—	⌋	⌋	—	—	⌋	⌋	—	—	⌋	⌋	—	—	⌋	⌋	10
11	—	—	⌋	⌋	—	—	⌋	⌋	—	—	⌋	⌋	—	—	⌋	⌋	—	—	11
12	—	—	⌋	⌋	—	—	⌋	⌋	—	—	⌋	⌋	—	—	⌋	⌋	—	—	12
13	⌋	⌋	—	—	⌋	⌋	—	—	⌋	⌋	—	—	⌋	⌋	—	—	⌋	⌋	13
14	⌋	⌋	—	—	⌋	⌋	—	—	⌋	⌋	—	—	⌋	⌋	—	—	⌋	⌋	14
15	—	—	⌋	⌋	—	—	⌋	⌋	—	—	⌋	⌋	—	—	⌋	⌋	—	—	15
16	—	—	⌋	⌋	—	—	⌋	⌋	—	—	⌋	⌋	—	—	⌋	⌋	—	—	16
17	⌋	⌋	—	—	⌋	⌋	—	—	⌋	⌋	—	—	⌋	⌋	—	—	⌋	⌋	17
18	⌋	⌋	—	—	⌋	⌋	—	—	⌋	⌋	—	—	⌋	⌋	—	—	⌋	⌋	18
	1	2	3	4	5	6	7	8	9	10	11	12	13	14	15	16	17	18	

Basketweave Stripes


18

For an absorbent coaster, try a basketweave tabby.



Basketweave Steps

18



For an absorbent coaster, try a basketweave tabby.

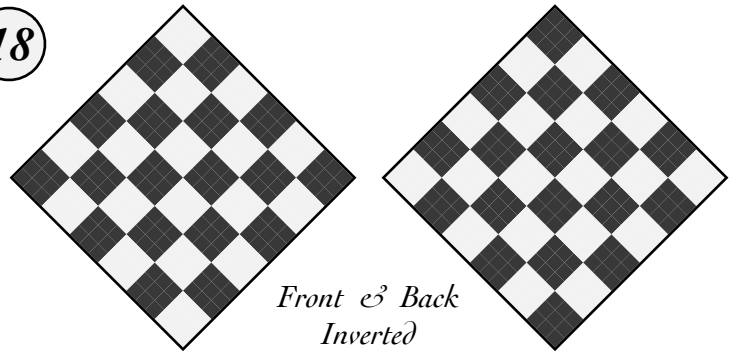
Similar to a tabby, but with multiple warp and weft threads in each shed.

	1	2	3	4	5	6	7	8	9	10	11	12	13	14	15	16	17	18	
1	—	—			—	—			—	—			—	—			—	—	1
2	—	—			—	—			—	—			—	—			—	—	2
3			—	—			—	—			—	—			—	—			3
4			—	—			—	—			—	—			—	—			4
5	—	—			—	—			—	—			—	—			—	—	5
6	—	—			—	—			—	—			—	—			—	—	6
7			—	—			—	—			—	—			—	—			7
8			—	—			—	—			—	—			—	—			8
9	—	—			—	—			—	—			—	—			—	—	9
10	—	—			—	—			—	—			—	—			—	—	10
11			—	—			—	—			—	—			—	—			11
12			—	—			—	—			—	—			—	—			12
13	—	—			—	—			—	—			—	—			—	—	13
14	—	—			—	—			—	—			—	—			—	—	14
15			—	—			—	—			—	—			—	—			15
16			—	—			—	—			—	—			—	—			16
17	—	—			—	—			—	—			—	—			—	—	17
18	—	—			—	—			—	—			—	—			—	—	18
	1	2	3	4	5	6	7	8	9	10	11	12	13	14	15	16	17	18	

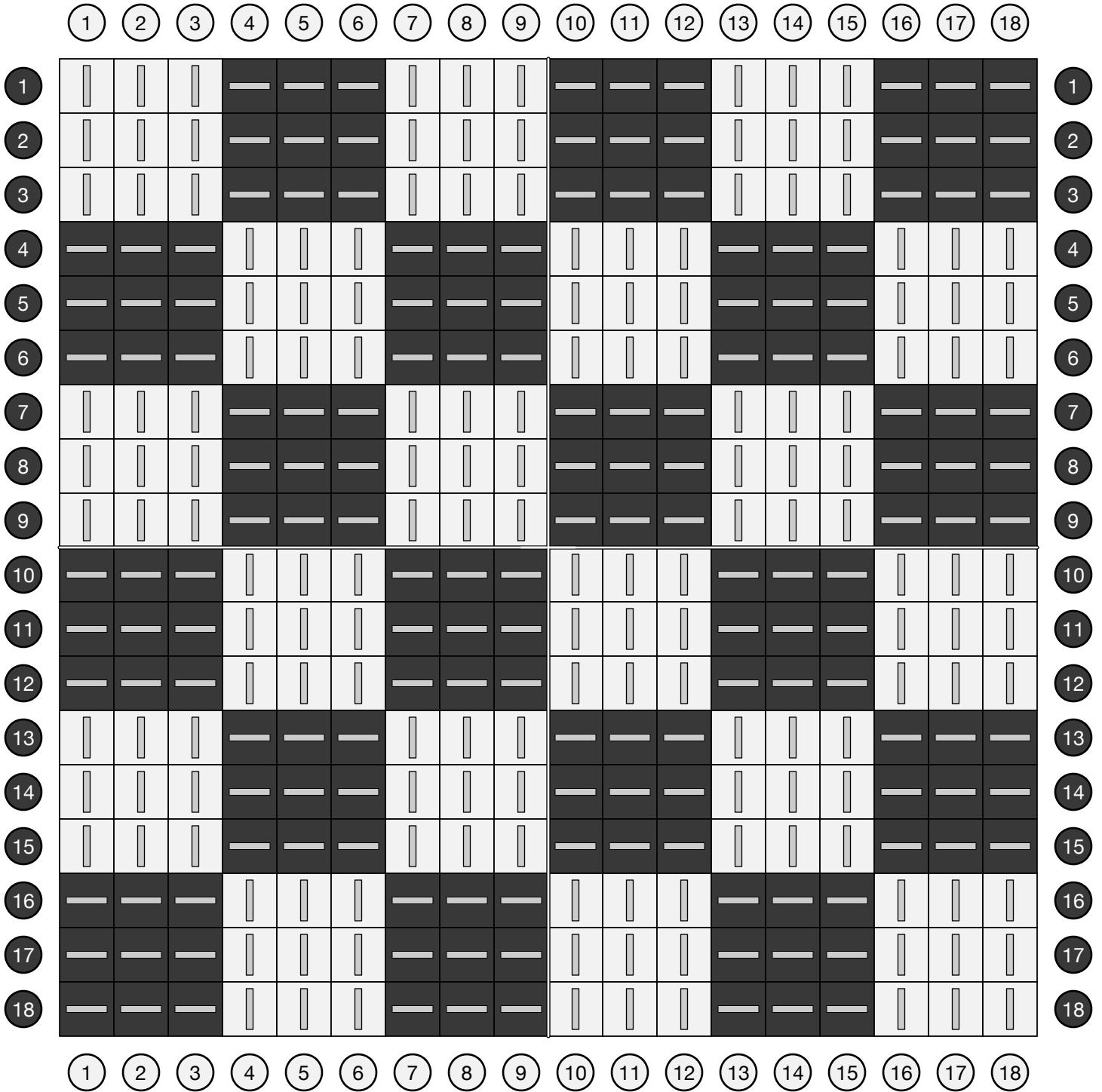
Three-Three Basketweave

18

Similar to a tabby, but with multiple warp and weft threads in each shed.



Front & Back
Inverted

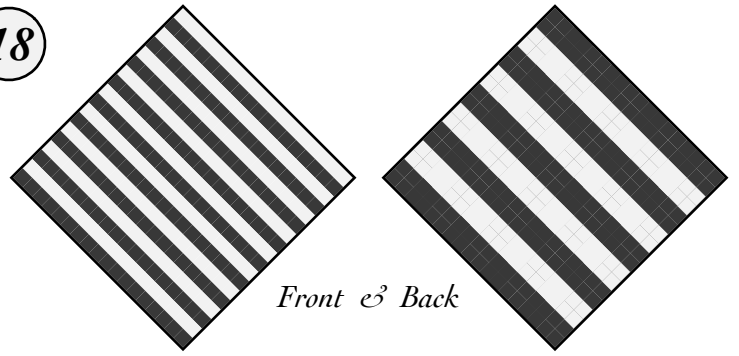


Half Basketweave Stripes

18

Woven over two/under two, alternating on each row, with colors cycling in the same way.

Produces thin stripes on one face and thick on the other




	1	2	3	4	5	6	7	8	9	10	11	12	13	14	15	16	17	18	
1	—	—			—	—			—	—			—	—			—	—	1
2			—	—			—	—			—	—			—	—			2
3	—	—			—	—			—	—			—	—			—	—	3
4			—	—			—	—			—	—			—	—			4
5	—	—			—	—			—	—			—	—			—	—	5
6			—	—			—	—			—	—			—	—			6
7	—	—			—	—			—	—			—	—			—	—	7
8			—	—			—	—			—	—			—	—			8
9	—	—			—	—			—	—			—	—			—	—	9
10			—	—			—	—			—	—			—	—			10
11	—	—			—	—			—	—			—	—			—	—	11
12			—	—			—	—			—	—			—	—			12
13	—	—			—	—			—	—			—	—			—	—	13
14			—	—			—	—			—	—			—	—			14
15	—	—			—	—			—	—			—	—			—	—	15
16			—	—			—	—			—	—			—	—			16
17	—	—			—	—			—	—			—	—			—	—	17
18			—	—			—	—			—	—			—	—			18
	1	2	3	4	5	6	7	8	9	10	11	12	13	14	15	16	17	18	


Two-One Basketweave

18

Repeats of two-one weaving alternate with one-two rows to produce a pattern of large and small squares.



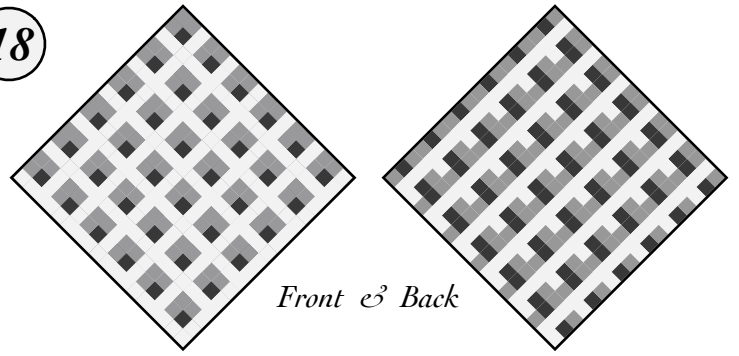
Front & Back
Inverted




Two-One Basketweave Grid

18

Repeats of two-one weaving alternate with one-two rows to produce a pattern of stripes and chevrons.



Front & Back



Two-One Basketweave Bands (19)

Repeats of two-one weaving alternate with one-two rows to produce a pattern of stripes and chevrons.

